


WABCO

Commercial Vehicle Aftermarket

Air Systems & Safety Systems Parts



www.wabco-na.com

WABCO

ABS	1
HPB/HABS	2
AIR DRYERS	3
AIR VALVES	4
CLUTCH CONTROLS	5
COMPRESSORS	6
DRIVER ASSISTANCE	7
EBS TRACTOR AND TRAILER	8
ECAS TRUCK AND BUS	9
DIAGNOSTIC SOFTWARE	10
CROSS REFERENCE	11
PART NUMBER INDEX	12

UNDERSTANDING WABCO PART NUMBERS:

Most WABCO part numbers begin with either an “R” or an “S”.

The final one or two digits/letters of an aftermarket part number generally indicate whether the specific part is “New”, “Service Exchange” or “Remanufactured”:

New components — designated by any digit at the end of the part number

Service Exchange components — designated by a “7” or “NX” (comprised of new components with a core charge and obligation)

Remanufactured components — designated by a “X” (includes a core charge)

CONTACT INFORMATION

If you have questions on which part(s) to purchase	Call 888-725-9355 or visit MeritorPartsXpress.com
If you have technical questions or issues	Contact the WABCO Customer Care Center at 855-228-3203 or wnacustomer care@wabco-auto.com
If you have questions related to the purchase or installation of TOOLBOX	Contact the Snap-On Customer Call Center at 800-639-6774
For retrofit training prior to placing an order	Contact your Meritor District Sales Manager
For core information	Visit www.meritorcoresonline.com

TABLE OF CONTENTS



TITLE	PAGE
TRAILER	1-3
TRACTOR	1-13
SENSOR QUICK REFERENCE GUIDE	1-29
SENSORS	1-30

1


SERVICE EXCHANGE INFORMATION

	Type	Part Number - New	Part Number - Service Exchange
Aftermarket Replacement Kit	4S/2M	R955320	NA
		R955321	NA
	2S/1M	R955322	NA
		R955344	NA
		R955345	NA
	4S/3M	R955346	NA
Retrofit Kits	2S/1M	R955374	NA
	2S/1M or 4S/1M	R955423	NA
		R955428	NA
Aftermarket Replacement Valve	2S/1M	S400 500 101 0	S400 500 101 7
	2S/2M	S400 500 102 0	S400 500 102 7
	2S/2M or 4S/2M or 4S/3M Premium	S400 500 103 0	S400 500 103 7
	2S/1M Basic	S400 500 104 0	S400 500 104 7
Valves with InfoLink	2S/2M or 4S/2M or 4S/3M Premium with InfoLink	S400 500 105 0	NA
	2S/2M Basic with InfoLink	S400 500 106 0	NA
ABS ECUs Only	2S/2M Standard	S400 850 600 0	S400 850 600 7
	2S/2M or 4S/2M or 4S/3M Premium	S400 850 601 0	S400 850 601 7
	2S/1M Basic	S446 108 201 0	S446 108 201 7
	Trailers 2S/1M Basic Dollies, Steerable Axles	S446 108 204 0	S446 108 204 7
Valve Body	2M Valve	S400 850 602 0	S400 850 602 7

TRAILER



2S/1M EASY-STOP RETROFIT KIT					
	Part No.	New/Service Exchange	Replaces Ecu	Contains Ecu/Valve	Application
	R955322	New	S472 500 011 0	S400 500 104 0	Dollies, steerable axles, turntables Contains an Enhanced Easy-Stop ECU/Valve and a power cable adapter for use with the existing Easy-Stop power cable.
	R955344	New	S472 500 021 0	S400 500 101 0	Standard trailers Do not use with turntables, steerables, or dollies. Contains an Enhanced Easy-Stop ECU/Valve and a power cable adapter for use with the existing Easy-Stop power cable.
	R955345	New	S472 500 021 0	S400 500 101 0	Standard trailers Contains an Enhanced Easy-Stop ECU/Valve and a power cable adapter for use with the existing Easy-Stop power cable.



4S/2M, 4S/3M EASY-STOP RETROFIT KIT					
	Part No.	New/Service Exchange	Replaces Ecu	Contains Ecu/Valve	Application
	R955320	New	S472 500 012 0	S400 500 103 0	Contains an Enhanced Easy-Stop ECU/Valve and a power cable adapter for use with the existing Easy-Stop power cable.
	R955321	New	S472 500 012 0	S400 500 103 0	Contains an Enhanced Easy-Stop ECU/Valve and a power cable adapter for use with the existing Easy-Stop power cable.
	R955346	New	S472 500 013 0	S400 500 103 0	Contains an Enhanced Easy-Stop ECU/Valve and a power cable adapter for use with the existing Easy-Stop power cable.

2S/1M RETROFIT KIT BENDIX, HALDEX, WABASH RETROFIT KIT					
		New/Service Exchange	Contains Ecu/Valve	Application	
	R955374	New	S400 500 101 0	ECU/Valve Assembly, 14 foot Power Cable, Sensors with 18 in. Leads, 6 foot Sensor Extension Cables and Sensor Clips. If for Wabash, only applies to MBS1 or MBS1P.	



1



TRAILER

2S/1M OR 4S/1M RETROFIT KIT — WABASH MBS2				
	Part No.	New/Service Exchange	Contains Ecu/Valve	Application
	R955423	New	S400 500 101 0	ECU/Valve Assembly, 14 foot Power Cable, Sensors, 6 foot Sensor Extension Cables, Sensor Clips with 18 in. Leads, Axle Plug (Tapped Axle), Press Plugs, Sensor Mounting Blocks, Sealant and Retrofit Instructions
	R955428	New	N/A	ABS Ring, Press Plugs, Sensor Mounting Blocks, Sealant and Retrofit Instructions





2S/1M ECU WITH VALVE						
	Part No.	New/Service Exchange	Ecu Only	Modulator Valve	Bracket	Application
	S400 500 101 0	New	S446 108 201 0	S472 195 033 0	S478 407 058 4	Used on trailers produced after March 1, 2001. Complete Enhanced Easy-Stop Assembly consists of an ECU, single or dual modulator valve and, for the Basic, a bracket. Replacement parts include ECU or modulator valve, mounting screws, O-ring, grease, and installation instructions.
	S400 500 101 7	Service Exchange				
	S400 500 104 0	New	S446 108 204 0	S472 195 033 0	S478 407 058 4	Recommended for use with turntables, steerables and dollies Used on trailers produced after March 1, 2001. Complete Enhanced Easy-Stop Assembly consists of an ECU, single or dual modulator valve and, for the Basic, a bracket. Replacement parts include ECU or modulator valve, mounting screws, O-ring, grease, and installation instructions.
	S400 500 104 7	Service Exchange				




TRAILER

ECU WITH VALVE						
	Part No.	New/Service Exchange	Ecu Only	Modulator Valve	Bracket	Application
	S400 500 102 0	New	S400 850 600 0	S400 850 602 0	NA	Used on trailers produced after March 1, 2001. Complete Enhanced Easy-Stop Assembly consists of an ECU, single or dual modulator valve and, for the Basic, a bracket. Replacement parts include ECU or modulator valve, mounting screws, O-ring, grease, and installation instructions.
	S400 500 102 7	Service Exchange				
	S400 500 103 0	New	S400 850 601 0	S400 850 602 0	NA	Used on trailers produced after March 1, 2001. Complete Enhanced Easy-Stop Assembly consists of an ECU, single or dual modulator valve and, for the Basic, a bracket. Replacement parts include ECU or modulator valve, mounting screws, O-ring, grease, and installation instructions.
	S400 500 103 7	Service Exchange				


2S/2M, 4S/2M, 4S/3M WITH INFOLINK ECU WITH VALVE						
	Part No.	New/Service Exchange	Ecu Only	Modulator Valve	Bracket	Application
	S400 500 105 0	New	NA	S400 850 602 0	S478 407 058 4	Used on trailers produced after March 1, 2001. Complete Enhanced Easy-Stop Assembly consists of an ECU, single or dual modulator valve and, for the Basic, a bracket. Replacement parts include ECU or modulator valve, mounting screws, O-ring, grease, and installation instructions.
	S400 500 106 0	New	NA	S472 195 033 0	S478 407 058 4	Used on trailers produced after March 1, 2001. Complete Enhanced Easy-Stop Assembly consists of an ECU, single or dual modulator valve and, for the Basic, a bracket. Replacement parts include ECU or modulator valve, mounting screws, O-ring, grease, and installation instructions.

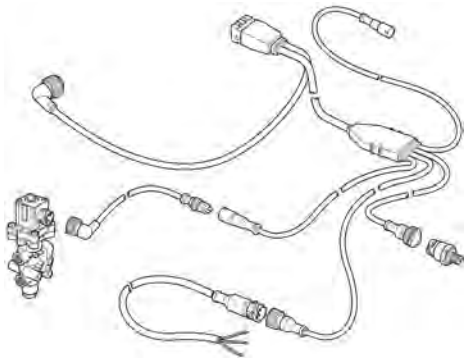
TRAILER

ECU WITHOUT VALVE				
	Part No.	New/Service Exchange	Type	Application
	S400 850 600 0	New	2S/2M	Used on trailers produced after March 1, 2001. Includes ECU, mounting screws, O-ring, grease, and installation instructions.
	S400 850 600 7	Service Exchange		
	S400 850 601 0	New	2S/2M, 4S/2M or 4S/3M Premium	Used on trailers produced after March 1, 2001. Includes ECU, mounting screws, O-ring, grease, and installation instructions.
	S400 850 601 7	Service Exchange		
	S446 108 201 0	New	2S/1M	Used on standard trailers produced after March 1, 2001. Includes ECU, mounting screws, O-ring, grease, and installation instructions.
	S446 108 201 7	Service Exchange		
	S446 108 204 0	New	2S/1M	Used on trailers produced after March 1, 2001. Includes ECU, mounting screws, O-ring, grease, and installation instructions. Recommended for use with turntables, steerables and dollies.
	S446 108 204 7	Service Exchange		

MODULATOR VALVE					
	Part No.	New/Service Exchange	Application		
	S400 850 602 0	New	Used on trailers produced after March 1, 2001. For 2M Enhanced Easy-Stop Supply (Port 1) - 3/4 in.-14 Dryseal NPTF		
	S400 850 602 7	Service Exchange			
	Part No.	New/Service Exchange	Port	Operating Pressure Psi	Application
	S472 195 033 0	New	Exhaust (Port 3) - No thread	145 (10)	For use on trailers produced April 1, 1999 or later. For 3M Enhanced Easy-Stop or 2M/3M Easy-Stop units Use with bayonet style cable connectors. 12 volt, 3-4 psi crack pressure, 2 supply ports, 4 delivery ports
	S472 195 033 7	Service Exchange			
	R955378	New	3/4 in.-14 Dryseal NPTF	145 (10)	For use on trailers produced prior to April 1, 1999. For 3M Enhanced Easy-Stop or 2M/3M Easy-Stop Units.
	R955378NX	Service Exchange			




TRAILER

VALVE LIFT AXLE TRAILER ABS		
	PART NO.	APPLICATION
	S463 084 050 0	Trailer ABS lift axle valve used in kit S400 850 821 0


LIFT AXLE KIT		
	PART NO.	APPLICATION
	S400 850 821 0	Contains lift axle control valve, 3 meter solenoid valve cable, multiple generic I/O cables, 12 volt analog input cable, and pressure sensor.
	S400 850 845 0	Lift Axle kit for RSS+ with lamp auto override


VALVE LIFT AXLE RSS 2M		
	PART NO.	APPLICATION
IMAGE NOT AVAILABLE AT TIME OF PRINTING	S400 850 841 0	RSS 2M Automatic Lift Axle kit. Kit includes lift axle valve
IMAGE NOT AVAILABLE AT TIME OF PRINTING	S400 853 004 2	RSS 1M Lift Axle kit.


TRAILER


RSS RETROFIT KIT 4S/2M			
	KIT NO.	VALVE ONLY	APPLICATION
	R955465	S480 107 000 0	Air Ride Suspension with Non-ABS or Other Non-WABCO Equipped Trailer ABS ECU/Valve Assembly, 3 ft. Power Cable, Sensors with 1.5 ft. Leads, 6 ft. Sensor Extension Cables, In-Line Filter, Sensor Clips, Sensor Blocks, Tone Rings, Identification Labels and Installation Instructions.
	R955466	S480 107 000 0	Air Ride Suspension with WABCO ABS Equipped Trailer with 4S/2M ECU/Valve Assembly, 3 ft. Power Cable, 6 ft. Sensor Extension Cables, In-Line Filter, Identification Labels and Installation Instructions.
	R955470	S480 107 000 0	Spring Ride Suspension with Non-ABS or Other Non-WABCO Equipped Trailer ABS ECU/Valve Assembly, 3 ft. Power Cable, Sensors with 1.5 ft. Leads, 6 ft. Sensor Extension Cables, In-Line Filter, Sensor Clips, Sensor Blocks, Tone Rings, Distance Sensor, Distance Sensor Cable, Distance Sensor Bracket, Identification Labels and Installation Instructions.
	R955471	S480 107 000 0	Spring Ride Suspension with WABCO ABS Equipped Trailer with 4S/2M ECU/Valve Assembly, 3 ft. Power Cable, 6 ft. Sensor Extension Cables, In-Line Filter, Distance Sensor Cable, Distance Sensor Bracket, Identification Labels and Installation Instructions
	R955487	S480 107 000 0	ECU/Valve Assembly, 15 ft. Power Cable, 3 ft. Sensor Extension Cables, In-Line Filter, In-Line Filter, Distance Sensor, Distance Sensor Cable, Identification Labels and Installation Instructions
	R955555	S480 107 000 0	ECU/Valve Assembly, 15 ft. Power Cable, 15 ft. Sensor Extension Cables, 3 ft. Sensor Extension Cable, In-Line Filter, Distance Sensor, Distance Sensor Cable, Identification Labels and Installation Instructions
	R955600	S480 107 000 0	ECU/Valve Assembly, 15 ft. Power Cable, 10 ft. Sensor Extension Cables, In-Line Filter, Distance Sensor Cable, Distance Sensor Bracket, Identification Labels and Installation Instructions
	R955901	S480 107 000 0	Air Ride Suspension with WABCO ABS Equipped Trailer with 4S/2M ECU/Valve Assembly, 15 ft. Power Cable, 10 ft. Sensor Extension Cables, In-Line Filter, Identification Labels and Installation Instructions.


TRAILER

RSS VALVE ASSEMBLY 1M				
	PART NO.	NEW/SERVICE EXCHANGE	VOLT	APPLICATION
	S480 110 001 0	New	12	Requires Toolbox™ to complete "End of Line Test"

RSS VALVE ASSEMBLY 2M				
	PART NO.	NEW/SERVICE EXCHANGE	VOLT	APPLICATION
	S480 107 000 0	New	12	EBS installation kit not required. Requires Toolbox™ to complete "End of Line Test"
	S480 107 000 7	Service Exchange		

RSS+ EXTENSIONS		
	PART NO.	APPLICATION
	S441 050 100 0	Distance sensor used for mechanical coil spring applications.










LINKAGE ASSEMBLY		
	PART NO.	APPLICATION
	S441 050 712 2	Distance sensor linkage used for mechanical coil spring applications.

REPLACEMENT LABELS				
	PART NO.	QUANTITY	DESCRIPTION	PART NUMBER
	R955900	10	Filter-In Label ABS Instruction Label Constant Power Label RSS Label	S899 201 842 4 TP95172 S100 001 012 4 S899 201 833 4

TRAILER

CABLES				
	PART NO.	FEET	METERS	APPLICATION
	S449 324 005 0	1.65	.50	Input/Output for use with Enhanced Easy-Stop.
	S449 324 047 0	15	4.7	Input/Output for use with Enhanced Easy-Stop.
	S449 326 005 0	1.65	.50	4-conductor power cable. Available with industry standard harness connector and Enhanced Easy-Stop connector.
	S449 326 010 0	3	1	4-conductor power cable. Available with industry standard harness connector and Enhanced Easy-Stop connector.
	S449 326 030 0	10	3	4-conductor power cable. Available with industry standard harness connector and Enhanced Easy-Stop connector.
	S449 326 047 0	14	4.7	4-conductor power cable. Available with industry standard harness connector and Enhanced Easy-Stop connector.
	S449 326 060 0	20	6	4-conductor power cable. Available with industry standard harness connector and Enhanced Easy-Stop connector.
	S449 328 030 0	10	3	4-conductor power cable. Blunt cut. Enhanced Easy-Stop connector on one end and 4 individual wires on the other end.
	S449 328 110 0	36	11	4-conductor power cable. Blunt cut. Enhanced Easy-Stop connector on one end and 4 individual wires on the other end.
	S449 351 010 0	3	1	Use with RSS 2M.
	S449 351 047 0	15.4	4.7	Use with RSS 2M.
	S449 364 142 0	3 10	.50 1.65	4-conductor power cable. Y-style. Enhanced Easy-Stop connector. Used with diagnostic connector on the trailer.
	S449 364 143 0	3 10	1 3	4-conductor power cable. Y-style. Enhanced Easy-Stop connector. Used with diagnostic connector on the trailer.
	S449 364 150 0	10 13	3 4	4-conductor power cable. Y-style. Enhanced Easy-Stop connector. Used with diagnostic connector on the trailer.
	S449 364 153 0	10 20	3 6	4-conductor power cable. Y-style. Enhanced Easy-Stop connector. Used with diagnostic connector on the trailer.
	S449 441 030 0	10	3	Used with Premium Enhanced Easy-Stop ECU/Modulator Valve Assembly in 3M installations. Straight connector.
	S449 441 060 0	20	6	Used with Premium Enhanced Easy-Stop ECU/Modulator Valve Assembly in 3M installations. Straight connector.
	S449 441 080 0	26	8	Used with Premium Enhanced Easy-Stop ECU/Modulator Valve Assembly in 3M installations. Straight connector.
	S449 441 110 0	36	11	Used with Premium Enhanced Easy-Stop ECU/Modulator Valve Assembly in 3M installations. Straight connector.
	S449 442 010 0	3	1	Optional generic Input/Output cable for use with 2S/2M or 4S/2M Premium ECU/Dual Modulator Valve Assemblies. Enhanced Easy-Stop

TRAILER

CABLES				
	PART NO.	FEET	METERS	APPLICATION
	S449 518 030 0	10	3	With Socket
	S449 639 030 0	10	3	Use with RSS 2M (TOOLBOX 8.12 or higher) and connecting hardware to PC are the same as WABCO Easy-Stop or Enhanced Easy-Stop Trailer ABS.
	S449 811 020 0	6.5	2	Use with RSS 2M. Distance sensor cable 6.5 ft. (2m) used for mechanical coil spring suspension applications.
	S449 811 030 0	10	3	RSS 2M.
	S894 604 944 0	3	1	4-conductor pigtail power cable for Easy-Stop. Sold with industry standard harness connector.
	S894 606 038 0	14	4.7	4-conductor pigtail power cable. Sold with industry standard harness connector.
	S894 606 050 0	20	6	4-conductor pigtail power cable. Sold with industry standard harness connector.
	S894 606 275 2	1.65	.50	Used with Enhanced Easy-Stop 2S/1M Basic ECU/Modulator Valve Assembly - connects the relay valve to the ECU. Right angle connector.
	S894 606 295 2	2.13	.65	Enhanced Easy Stop Extension Modulator Valve Cable
	S894 607 312 0	1	.30	Adaptor Cable Connects Easy-Stop power cable to an Enhanced Easy-Stop ECU/modulator valve assembly.
	S894 607 313 0	10	3	Adaptor Cable Connects Easy-Stop power cable to an Enhanced Easy-Stop ECU/modulator valve assembly.

TRAILER

IN-LINE FILTERS		
	PART NO.	APPLICATION
	S432 500 005 0	In-line filter (complete valve). Mounted at the Gladhand. Highly recommended for control line. Prevents contamination of the trailer's air system. Requires regular cleaning, but equipped with a bypass if needed.
	R955366	Requires regular cleaning, but equipped with a bypass if needed. For S432 500 005 0 only.
	S897 080 360 4	O-ring

NOREGON COMMUNICATION ADAPTER — TRAILER ABS AND RSS 2M	
	PART NO.
	M-N0122511 See page 1-13 for instructions on purchasing TOOLBOX diagnostic software.

TOOLS		
	PART NO.	APPLICATION
	S100 100 002 4	In-line filter tool (to clean and replace cartridge). For S432 500 005 0 only.
	S100 100 101 0	Sensor Block Mounting Fixture for TP axles. MBS2 retrofits will require the use of several available tools to assist in proper installation. See TP-06110 for technical publication on the MBS-2 retrofit process.
	S2237 Z 1222	A sealed switch and lamp that connects to the SAE J1587 diagnostic connector. This tool is used to activate the Easy-Stop and Enhanced Easy-Stop blink code diagnostics, configure the ECU, and test the installation. The tool is designed to remain on the trailer at all times.

BRACKETS		
	PART NO.	APPLICATION
	S478 407 058 4	For Enhanced Easy-Stop 2S/1M ECU/Valve assemblies only.

TRACTOR PROGRAMMABLE ECUS

Tractor ABS ECUs are now “programmable” enabling you to stock a small number of base units to serve a large number of part numbers.

Programming requires:

Access to the vehicle (units must be programmed after installation on the vehicle)

WABCO TOOLBOX™ software version 12.5 or higher (See section Diagnostic Software section of this catalog for more information on the features of TOOLBOX.)

J1939 adapter cable

An account with Snap-On® Business Solutions

Configuration files are downloaded from <https://wabco.snapon.com>

Purchase of the appropriate ECU base unit

Information/items needed when you download the configuration suite from <https://wabco.snapon.com>

Part number of ECU being replaced

Complete VIN of vehicle

ECU part number — new base unit

Serial number — new base unit


To purchase WABCO TOOLBOX software, or to set up your account with Snap-On Business Solutions, go to <https://wabco.snapon.com>

WHO TO CALL	
<p>If you have part number questions such as which base unit to purchase or what the appropriate configuration file (S/W) is, or require a copy of the instructions in the box</p>	<p>Call 888-725-9355 or visit MeritorPartsXpress.com</p>
<p>If you have technical questions or issues such as: Cannot get the configuration file to download to computer or thumb drive Cannot get the configuration file to upload onto ECU (after installation on tractor) Continue to receive a “FAIL” when programming the configuration file to the ECU</p>	<p>Contact the WABCO Customer Care Center at 855-228-3203 or wnacustomercare@wabco-auto.com</p>
<p>If you have questions with the configuration file website Cannot figure out how to download the configuration file</p>	<p>Contact the Snap-On Customer Call Center at 800-639-6774</p>


1

TRACTOR


PROGRAMMABLE ECU CAB MOUNTED 4S/4M*


	PART NO.	VOLT	APPLICATION
	S400 864 009 0C	12	Power Line Carrier with Automatic Traction Control Option
	S400 864 011 0C	12	Basic
	S400 864 361 0C	12	Power Line Carrier
	S400 865 013 0C	12	External Braking Request, Automatic Traction Control, Power Line Carrier
	S400 865 015 0C	12	Hill Start Aid, External Braking Request, Electronic Stability Control, Automatic Traction Control, Power Line Carrier
	S400 865 043 0C	12	External Braking Request, Roll Stability Control, Automatic Traction Control, Power Line Carrier
	S400 865 052 0C	12	External Braking Request, Roll Stability Control, Automatic Traction Control, Power Line Carrier
	S400 866 164 0C	12	External Braking Request, Electronic Stability Control, Automatic Traction Control, Power Line Carrier
	S400 866 167 0C	12	Hill Start Aid, External Braking Request, Electronic Stability Control, Automatic Traction Control, Power Line Carrier


PROGRAMMABLE ECU CAB MOUNTED 6S/6M*


	PART NO.	VOLT	APPLICATION
	S400 864 005 0C	12	Hill Start Aid, Automatic Traction Control, Power Line Carrier
	S400 864 007 0C	12	Power Line Carrier with Automatic Traction Control Option
	S400 864 008 0C	12	Power Line Carrier with Automatic Traction Control Option
	S400 865 014 0C	12	External Braking Request, Roll Stability Control, Automatic Traction Control, Power Line Carrier
	S400 865 044 0C	12	External Braking Request, Roll Stability Control, Automatic Traction Control, Power Line Carrier
	S400 865 045 0C	12	External Braking Request, Roll Stability Control, Automatic Traction Control, Power Line Carrier
	S400 865 047 0C	12	Hill Start Aid, External Braking Request, Electronic Stability Control, Automatic Traction Control, Power Line Carrier
	S400 865 048 0C	12	Hill Start Aid, External Braking Request, Electronic Stability Control, Automatic Traction Control, Power Line Carrier
	S400 866 165 0C	12	Electronic Stability Control, Automatic Traction Control, Power Line Carrier
	S400 866 166 0C	12	External Braking Request, Roll Stability Control, Automatic Traction Control, Power Line Carrier
	S400 866 168 0C	12	Hill Start Aid, External Braking Request, Electronic Stability Control, Automatic Traction Control, Power Line Carrier
	S400 866 169 0C	12	Hill Start Aid, External Braking Request, Electronic Stability Control, Automatic Traction Control, Power Line Carrier

TRACTOR

PROGRAMMABLE ECU FRAME MOUNTED 4S/4M*			
	PART NO.	VOLT	APPLICATION
	S400 860 000 0C	12	Power Line Carrier with Automatic Traction Control Option
	S400 860 004 0C	12	Automatic Traction Control, Power Line Carrier
	S400 868 007 0C	12	External Braking Request, Roll Stability Control, Automatic Traction Control, Power Line Carrier
	S400 860 003 0C	12	Power Line Carrier with Automatic Traction Control Option
	S400 868 009 0C	12	External Braking Request, Roll Stability Control, Automatic Traction Control, Power Line Carrier

PROGRAMMED ECU CAB MOUNTED 6S/6M					
	PART NO.	HARDWARE	TIRE SIZE RPM	VOLT	WHEEL BASE
	S400 866 308 0	Universal	488-519	12	240-264


PROGRAMMED ECU FRAME MOUNTED 4S/4M					
	PART NO.	HARDWARE	TIRE SIZE RPM	VOLT	WHEEL BASE
	S446 106 076 0	N/A	N/A	12	N/A
	S400 864 612 0	Universal	428-578	24	428-578
	S400 865 006 0	Universal	488-519	12	N/A
	S400 866 001 0	Universal	488-519	12	N/A
	S400 866 662 0	Universal	459-487	12	265-292
	S400 868 102 0	N/A	447-493	12	N/A


PROGRAMMED ECU FRAME MOUNTED 6S/6M							
	PART NO.	CCVS SA	HARDWARE	CONFIGURATION	TIRE SIZE RPM	VOLT	WHEEL BASE
	S446 106 205 0	N/A	N/A	N/A	N/A	12	N/A
	S400 851 021 0	N/A	N/A	6S/6M	494-545	12	N/A
	S446 003 701 0	00h	Universal	6S/6M	428-578	12	N/A
	S446 106 205 0	00h	Frame	6S/6M	494-545	12	N/A
	S446 106 209 0	00h	Frame	6S/6M	428-578	12	N/A


*See Tractor ABS ECU Cross Reference on Page 11-2.


1

TRACTOR

PROGRAMMED ECU FRAME MOUNTED 6S/4M				
	PART NO.	CONFIGURATION	VERSION	VOLT
	S446 106 071 0	6S/4M	D	12

ECU CONVERSION KIT 4S/3M			
	PART NO.	NEW/SERVICE EXCHANGE	VERSION
	S400 850 196 0	New	D

ECU BENCH PROGRAMMER UNIT	
	PART NO.
	S400 850 960 0 See page 1-13 for instructions on purchasing TOOLBOX diagnostic software.

NOREGON COMMUNICATION ADAPTER — TRACTOR ABS	
	PART NO.
	M-N0122061 See page 1-13 for instructions on purchasing TOOLBOX diagnostic software.

PROGRAMMABLE ECU STOCKING KITS	
Top 5 ECUs (80% of the WABCO-equipped vehicles on the road)	
PART NO.	CONTENTS
R955620	Top 5 ECUs: S400 864 009 0C, S400 860 000 0C, S400 865 043 0C, S400 864 011 0C, S400 865 044 0C
R955623	Top 5 ECUs; ECU Bench Programmer Unit; S400 850 960 0
R955626	Top 5 ECUs; ECU Bench Programmer Unit; Noregon Communications Adapter; M-N0122061
Top 7 ECUs (90% of the WABCO-equipped vehicles on the road)	
PART NO.	CONTENTS
R955621	Top 7 ECUs: S400 864 009 0C, S400 860 000 0C, S400 865 043 0C, S400 864 011 0C, S400 865 044 0C, S400 865 045 0C, S400 866 164 0C
R955624	Top 7 ECUs; ECU Bench Programmer Unit; S400 850 960 0
R955627	Top 7 ECUs; ECU Bench Programmer Unit; Noregon Communications Adapter; M-N0122061

TRACTOR

TRACTOR ABS VALVE PACKAGE (REAR AXLE)



ABS VALVE PKG. PART NO.	CRACK PRESSURE & VOLTAGE	ABS SYSTEM CONFIGURATION	VALVES TO BE REPLACED	REPLACEMENT KIT PART NO.	SERVICE EXCHANGE PART NO.	CORE NO.	CORE GROUP
472 500 102 0	4.0 psi 12 volt	4S/4M 6S/6M Kostal-Style	Entire Valve Package 472 195 082 0 ABS modulator valve 472 195 083 0 ABS modulator valve 973 011 021 0 Relay valve	R950133 S472 500 003 2 S472 500 004 2 S472 500 006 2	S472 500 003 7 S472 500 004 7 S472 500 006 7	XC3600 XC3700	MW081 MW087
472 500 103 0	5.5 psi 12 volt	4S/4M 6S/6M Kostal-Style	Entire Valve Package 472 195 082 0 ABS modulator valve 472 195 083 0 ABS modulator valve 973 011 022 0 Relay valve	R950134 S472 500 003 2 S472 500 004 2 S472 500 007 2	S472 500 003 7 S472 500 007 7	XC3600 XC3700	MW081 MW087
472 500 120 0	4.0 psi 12 volt	4S/4M Bayonet-Style connector	Entire Valve Package 472 195 076 0 ABS modulator valve 472 195 077 0 ABS modulator valve 973 011 021 0 Relay valve 472 500 100 0 Replacement kit	S472 500 120 0 R955353 R955354 S472 500 006 2 R955410	R955353NX R955354NX S472 500 006 7	XC3600 XC3600 XC3700	MW081 MW081 MW087
472 500 121 0	5.5 psi 12 volt	4S/4M Bayonet-Style connector	Entire Valve Package 472 195 076 0 ABS modulator valve 472 195 077 0 ABS modulator valve 973 011 022 0 Relay valve 472 500 101 0 Replacement kit	S472 500 121 0 R955353 R955354 S472 500 007 2 R955411	R955353NX R955354NX S472 500 007 7	XC3600 XC3600 XC3700	MW081 MW081 MW087
472 500 122 0	4.0 psi 12 volt	4S/4M 6S/4M Bayonet-Style connector	Entire Valve Package 472 195 078 0 ABS modulator valve 472 195 079 0 ABS modulator valve 973 011 021 0 Relay valve	S472 500 122 0 R955355 R955356 S472 500 006 2	R955355NX R955356NX S472 500 006 7	XC3600 XC3600 XC3700	MW081 MW081 MW087
472 500 123 0	5.5 psi 12 volt	4S/4M 6S/4M Bayonet-Style connector	Entire Valve Package 472 195 078 0 ABS modulator valve 472 195 079 0 ABS modulator valve 973 011 022 0 Relay valve	S472 500 123 0 R955355 R955356 S472 500 007 2	R955355NX R955356NX S472 500 007 7	XC3600 XC3600 XC3700	MW081 MW081 MW087
472 500 124 0	4.0 psi 12 volt	6S/4M plus 1M 6S/6M Bayonet-Style connector	Entire Valve Package 472 195 076 0 ABS modulator valve 472 195 077 0 ABS modulator valve 973 011 023 0 Relay valve 472 500 104 0 Replacement kit	S472 500 124 0 R955353 R955354 S472 500 006 2 R955407	R955353NX R955354NX S472 500 006 7	XC3600 XC3600 XC3700	MW081 MW081 MW087
472 500 125 0	5.5 psi 12 volt	6S/6M Bayonet-Style connector	Entire Valve Package 472 195 076 0 ABS modulator valve 472 195 077 0 ABS modulator valve 973 011 024 0 Relay valve 472 500 105 0 Replacement kit	S472 500 125 0 R955353 R955354 S472 500 007 2 R955402	R955353NX R955354NX S472 500 007 7	XC3600 XC3600 XC3700	MW081 MW081 MW087
472 500 132 0	4.0 psi 24 volt	4S/4M 6S/4M Bayonet-Style connector	Entire Valve Package 472 195 074 0 ABS modulator valve 472 195 075 0 ABS modulator valve 973 011 021 0 Relay valve 472 500 112 0 Replacement kit	S472 500 132 0 R955351 R955352 S472 500 006 2 R955401	S472 500 006 7	XC3700	MW087
472 500 403 0	5.5 psi 12 volt	4S/4M 6S/4M Kostal-Style rear ports	Entire Valve Package 472 195 082 0 ABS modulator valve 472 195 083 0 ABS modulator valve 973 011 022 0 Relay valve	S472 500 432 0 S472 500 003 2 S472 500 004 2 S472 500 007 2	R950140 R950141 S472 500 007 7	XC3600 XC3700	MW081 MW087

*Provides an alternative to separate valve installation by combining a service brake relay valve with two ABS modulator valves. Compatible with C-, D- and E-Version ECUs. Replacement kits contain replacement valve, bolts, O-rings and lubricant. NOTE: Relay Valve and Modulator Valves can be serviced separately.

1

TRACTOR

TRACTOR ABS VALVE PACKAGE (REAR AXLE)



ABS VALVE PKG. PART NO.	CRACK PRESSURE & VOLTAGE	ABS SYSTEM CONFIGURATION	VALVES TO BE REPLACED	REPLACEMENT KIT PART NO.	SERVICE EXCHANGE PART NO.	CORE NO.	CORE GROUP
472 500 420 0	4.0 psi 12 volt	4S/4M Bayonet-Style connector rear ports	Entire Valve Package 472 195 076 0 ABS modulator valve 472 195 077 0 ABS modulator valve 973 011 021 0 Relay valve	S472 500 420 0 R955353 R955354 S472 500 006 2	R955353NX R955354NX S472 500 006 7	XC3600 XC3600 XC3700	MW081 MW081 MW087
472 500 421 0	5.5 psi 12 volt	4S/4M Bayonet-Style connector rear ports	Entire Valve Package 472 195 076 0 ABS modulator valve 472 195 077 0 ABS modulator valve 973 011 022 0 Relay valve	S472 500 421 0 R955353 R955354 S472 500 007 2	R955353NX R955354NX S472 500 007 7	XC3600 XC3600 XC3700	MW081 MW081 MW087
472 500 422 0	4.0 psi 12 volt	4S/4M 6S/4M Bayonet-Style connector rear ports	Entire Valve Package 472 195 078 0 ABS modulator valve 472 195 079 0 ABS modulator valve 973 011 021 0 Relay valve	S472 500 422 0 R955355 R955356 S472 500 006 2	R955355NX R955356NX S472 500 006 7	XC3600 XC3600 XC3700	MW081 MW081 MW087
472 500 423 0	5.5 psi 12 volt	4S/4M 6S/4M Bayonet-Style connector rear ports	Entire Valve Package 472 195 078 0 ABS modulator valve 472 195 079 0 ABS modulator valve 973 011 022 0 Relay valve	S472 500 423 0 R955355 R955356 S472 500 007 2	R955355NX R955356NX S472 500 007 7	XC3600 XC3600 XC3700	MW081 MW081 MW087
472 500 424 0	4.0 psi 12 volt	6S/4M plus 1M 6S/6M Bayonet-Style connector rear ports	Entire Valve Package 472 195 076 0 ABS modulator valve 472 195 077 0 ABS modulator valve 973 011 023 0 Relay valve	S472 500 424 0 R955353 R955354 S472 500 006 2	R955353NX R955354NX S472 500 006 7	XC3600 XC3600 XC3700	MW081 MW081 MW087
472 500 425 0	5.5 psi 12 volt	6S/6M Bayonet-Style connector rear ports	Entire Valve Package 472 195 078 0 ABS modulator valve 472 195 079 0 ABS modulator valve 973 011 024 0 Relay valve	S472 500 425 0 R955355 R955356 S472 500 007 2	R955355NX R955356NX S472 500 007 7	XC3600 XC3600 XC3700	MW081 MW081 MW087

*Provides an alternative to separate valve installation by combining a service brake relay valve with two ABS modulator valves. Compatible with C-, D- and E-Version ECUs. Replacement kits contain replacement valve, bolts, O-rings and lubricant. NOTE: Relay Valve and Modulator Valves can be serviced separately.

TRACTOR

TRACTOR ABS/ATC VALVE PACKAGE (REAR AXLE)



ABS/ATC VALVE PKG. PART NO.	CRACK PRESSURE & VOLTAGE	ABS SYSTEM CONFIGURATION	VALVES TO BE REPLACED	REPLACEMENT KIT PART NO.	SERVICE EXCHANGE PART NO.	CORE NO.	CORE GROUP
472 500 203 0	5.5 psi 12 volt	4S/4M 6S/4M Kostal-Style	Entire Valve Package 472 195 082 0 ABS modulator valve 472 195 083 0 ABS modulator valve 973 011 026 0 Relay valve 472 170 791 0 ATC valve	R950135 S472 500 003 2 S472 500 004 2 S973 011 921 2 S472 170 791 0	S472 500 003 7 S472 170 791 7	XC3600 XC3740	MW081 MW089
472 500 220 0	4.0 psi 12 volt	4S/4M Bayonet-Style connector	Entire Valve Package 472 195 076 0 ABS modulator valve 472 195 077 0 ABS modulator valve 973 011 025 0 Relay valve 472 170 797 0 ATC valve 472 500 200 0 Replacement kit	S472 500 220 0 R955353 R955354 S973 011 920 2 S472 170 797 0 R955403	S472 170 797 7	XC3740	MW089
472 500 221 0	5.5 psi 12 volt	4S/4M Bayonet-Style connector	Entire Valve Package 472 195 076 0 ABS modulator valve 472 195 077 0 ABS modulator valve 973 011 025 0 Relay valve 472 170 797 0 ATC valve 472 500 201 0 Replacement kit	S472 500 221 0 R955353 R955354 S973 011 921 2 S472 170 797 0 R955408	S472 170 797 7	XC3740	MW089
472 500 222 0	4.0 psi 12 volt	4S/4M 6S/4M Bayonet-Style connector	Entire Valve Package 472 195 078 0 ABS modulator valve 472 195 079 0 ABS modulator valve 973 011 025 0 Relay valve 472 170 797 0 ATC valve 472 500 202 0 Replacement kit	S472 500 222 0 R955355 R955356 S973 011 920 2 S472 170 797 0 R955409	S472 170 797 7	XC3740	MW089
472 500 223 0	5.5 psi 12 volt	4S/4M 6S/4M Bayonet-Style connector	Entire Valve Package 472 195 078 0 ABS modulator valve 472 195 079 0 ABS modulator valve 973 011 026 0 Relay valve 472 170 797 0 ATC valve	S472 500 223 0 R955355 R955356 S973 011 921 2 S472 170 797 0	S472 170 797 7	XC3740	MW089
472 500 224 0	4.0 psi 12 volt	6S/4M plus 1M 6S/6M Bayonet-Style connector	Entire Valve Package 472 195 076 0 ABS modulator valve 472 195 077 0 ABS modulator valve 973 011 027 0 Relay valve 472 170 797 0 ATC valve 472 500 204 0 Replacement kit	S472 500 224 0 R955353 R955354 S973 011 920 2 S472 170 797 0 R955362	S472 170 797 7	XC3740	MW089
472 500 225 0	5.5 psi 12 volt	6S/4M plus 1M 6S/6M Bayonet-Style connector	Entire Valve Package 472 195 076 0 ABS modulator valve 472 195 077 0 ABS modulator valve 973 011 028 0 Relay valve 472 170 797 0 ATC valve 472 500 205 0 Replacement kit	S472 500 225 0 R955353 R955354 S973 011 921 2 S472 170 797 0 R955405	S472 170 797 7	XC3740	MW089

*Provides an alternative to separate valve installation by combining a service brake relay valve with two ABS modulator valves and one ATC valve. For D- and E-Version ECUs only. Replacement kits contain replacement valve, bolts, O-rings and lubricant. NOTE: Relay Valve, ATC Valve and Modulator Valves can be serviced separately.

1

TRACTOR

TRACTOR ABS/ATC VALVE PACKAGE (REAR AXLE)




ABS/ATC VALVE PKG. PART NO.	CRACK PRESSURE & VOLTAGE	ABS SYSTEM CONFIGURATION	VALVES TO BE REPLACED	REPLACEMENT KIT PART NO.	SERVICE EXCHANGE PART NO.	CORE NO.	CORE GROUP
472 500 226 0	5.5 psi 12 volt	4S/4M 6S/4M Bayonet-Style connector	Entire Valve Package 472 195 078 0 ABS modulator valve 472 195 079 0 ABS modulator valve 973 011 028 0 Relay valve 472 170 797 0 ATC valve	S472 500 226 0 R955355 R955356 S973 011 921 2 S472 170 797 0	S472 170 797 7	XC3740	MW089
472 500 232 0	4.0 psi 24 volt	4S/4M 6S/4M Bayonet-Style connector	Entire Valve Package 472 195 074 0 ABS modulator valve 472 195 075 0 ABS modulator valve 973 011 025 0 Relay valve 472 170 796 0 ATC valve 472 500 212 0 Replacement kit	S472 500 232 0 R955351 R955352 S973 011 920 2 S472 170 796 0 R955406	S472 170 796 7	XC3740	MW089
472 500 520 0	4.0 psi 12 volt	4S/4M Bayonet-Style connector rear ports	Entire Valve Package 472 195 076 0 ABS modulator valve 472 195 077 0 ABS modulator valve 973 011 025 0 Relay valve 472 170 797 0 ATC valve	S472 500 520 0 R955353 R955354 S973 011 920 2 S472 170 797 0	R955353NX R955354NX S472 170 797 7	XC3600 XC3600 XC3740	MW081 MW081 MW089
472 500 521 0	5.5 psi 12 volt	4S/4M Bayonet-Style connector rear ports	Entire Valve Package 472 195 076 0 ABS modulator valve 472 195 077 0 ABS modulator valve 973 011 026 0 Relay valve 472 170 797 0 ATC valve	S472 500 521 0 R955353 R955354 S973 011 921 2 S472 170 797 0	R955353NX R955354NX S472 170 797 7	XC3600 XC3600 XC3740	MW081 MW081 MW089
472 500 522 0	4.0 psi 12 volt	4S/4M 6S/4M Bayonet-Style connector rear ports	Entire Valve Package 472 195 078 0 ABS modulator valve 472 195 079 0 ABS modulator valve 973 011 025 0 Relay valve 472 170 797 0 ATC valve	S472 500 522 0 R955355 R955356 S973 011 920 2 S472 170 797 0	R955355NX R955356NX S472 170 797 7	XC3600 XC3600 XC3740	MW081 MW081 MW089
472 500 523 0	5.5 psi 12 volt	4S/4M 6S/4M Bayonet-Style connector rear ports	Entire Valve Package 472 195 078 0 ABS modulator valve 472 195 079 0 ABS modulator valve 973 011 026 0 Relay valve 472 170 797 0 ATC valve	S472 500 523 0 R955355 R955356 S973 011 921 2 S472 170 797 0	R955355NX R955356NX S472 170 797 7	XC3600 XC3600 XC3740	MW081 MW081 MW089
472 500 524 0	4.0 psi 12 volt	4S/4M plus 1M 6S/4M Bayonet-Style connector rear ports	Entire Valve Package 472 195 076 0 ABS modulator valve 472 195 077 0 ABS modulator valve 973 011 027 0 Relay valve 472 170 797 0 ATC valve	S472 500 524 0 R955353 R955354 S973 011 920 2 S472 170 797 0	R955353NX R955354NX S472 170 797 7	XC3600 XC3600 XC3740	MW081 MW081 MW089
472 500 525 0	5.5 psi 12 volt	6S/4M Bayonet-Style connector rear ports	Entire Valve Package 472 195 078 0 ABS modulator valve 472 195 079 0 ABS modulator valve 973 011 028 0 Relay valve 472 170 797 0 ATC valve	S472 500 525 0 R955355 R955356 S973 011 921 2 S472 170 797 0	R955355NX R955356NX S472 170 797 7	XC3600 XC3600 XC3740	MW081 MW081 MW089

*Provides an alternative to separate valve installation by combining a service brake relay valve with two ABS modulator valves and one ATC valve. For D- and E-Version ECUs only. Replacement kits contain replacement valve, bolts, O-rings and lubricant.
NOTE: Relay Valve, ATC Valve and Modulator Valves can be serviced separately.

TRACTOR

TRACTOR ABS VALVE PACKAGE (FRONT AXLE)









ABS VALVE PKG. PART NO.	CRACK PRESSURE & VOLTAGE	ABS SYSTEM CONFIGURATION	VALVES TO BE REPLACED	REPLACEMENT KIT PART NO.	SERVICE EXCHANGE PART NO.	CORE NO.	CORE GROUP
472 500 320 0	1.0 psi 12 volt	Bayonet-Style connector	Entire Valve Package 472 195 076 0 ABS modulator valve 472 195 077 0 ABS modulator valve 973 500 104 0 Quick release valve 472 500 300 0 Replacement kit	S472 500 320 0 S472 195 076 0 S472 195 077 0 R950058 R955412	S472 195 076 0 S472 195 077 0 R950058NX	XC3600 XC3600 XC3720	MW081 MW081 MW088
472 500 321 0	3.0 - 4.0 psi 12 volt	Bayonet-Style connector	Entire Valve Package 472 195 076 0 ABS modulator valve 472 195 077 0 ABS modulator valve 973 500 105 0 Quick release valve 472 500 301 0 Replacement kit	S472 500 321 0 S472 195 076 0 S472 195 077 0 R950059 R955413	S472 195 076 0 S472 195 077 0 R950059NX	XC3600 XC3600 XC3720	MW081 MW081 MW088
472 500 322 0	6.0 - 8.0 psi 12 volt	Bayonet-Style connector	Entire Valve Package 472 195 076 0 ABS modulator valve 472 195 077 0 ABS modulator valve 973 500 106 0 Quick release valve 472 500 302 0 Replacement kit	S472 500 322 0 S472 195 076 0 S472 195 077 0 R950060 R955394	S472 195 076 0 S472 195 077 0 R950060NX	XC3600 XC3600 XC3720	MW081 MW081 MW088

*Provides an alternative to separate valve installation by combining a quick release valve with two ABS modulator valves. This valve package is compatible with C-, D- and E- Version ECUs. Replacement kits contain replacement valve, bolts, O-rings and lubricant. NOTE: Quick Release Valve and Modulator Valves can be serviced separately.





1

TRACTOR

QUICK RELEASE VALVE KIT		
	PART NO.	APPLICATION
	R950059	Replacement kits contain replacement valve, bolts, O-rings and lubricant. Replaces S973 500 105 0 Quick Release valve



MODULATOR VALVE		
	PART NO.	APPLICATION
	R950140	Replacement kit contains replacement valve, bolts, O-rings and lubricant. Replaces S472 195 080 0 Left ABS valve
	R950141	Replacement kit contains replacement valve, bolts, O-ring, lubricant and cables. Replaces S472 500 004 2
	R955353	Replacement kit contains replacement valve, bolts, O-rings and lubricant. Replaces S472 195 076 0
	R955354	Replacement kit contains replacement valve, bolts, O-rings and lubricant. Replaces S472 195 077 0
	R955355	Replacement kit contains replacement valve, bolts, O-rings and lubricant. Replaces S472 195 078 0 ABS Modulator valve
	R955355NX	

TRACTOR







MODULATOR VALVE								
	PART NO.		APPLICATION					
	R955356	Replacement kit contains replacement valve, bolts, O-rings and lubricant. Replaces S472 195 079 0						
	R955356NX							
	R955351	Replacement kit contains replacement valve, bolts, O-rings and lubricant. Replaces S472 195 074 0						
	R955352	Replacement kit contains replacement valve, bolts, O-rings and lubricant. Replaces S472 195 075 0						
	R955397	Contains S472 195 096 0 valve and adapter cable. Compatible with all versions of WABCO ECUs. Replaces 472 195 076 0						
	PART NO.	CORE NO.	GROUP NO.	NEW/ SERVICE EXCHANGE	PORT	VOLT	APPLICATION	
	S472 195 052 0	N/A	N/A	New	0.5 in. x 14 NPTF (Inlet and Outlet)	12	Not for use on the ABS valve package	
	S472 195 052 7	XC3600	MW081	Service Exchange				
	S472 195 067 0	N/A	N/A	New	0.5 in. x 14 NPTF (Inlet and Outlet)	12	Push-to-Connect Weatherhead, Bayonet-Style connector Compatible with all versions of WABCO ECUs.	

1

TRACTOR






MODULATOR VALVE							
	PART NO.	CORE NO.	GROUP NO.	NEW/ SERVICE EXCHANGE	PORT	VOLT	APPLICATION
	S472 195 094 0	N/A	N/A	New	0.5 in. x 14 NPTF	12	Bayonet-Style connector Compatible with all versions of WABCO ECUs.
	S472 195 094 7	XC3600	MW081	Service Exchange			
	S472 195 095 0	N/A	N/A	New	0.5 in. x 14 NPTF	12	Bayonet-Style connector Compatible with all versions of WABCO ECUs.
	S472 195 095 7	XC3600	MW081	Service Exchange			
	S472 195 096 0	XC3600	MW081	New	0.5 in. x 14 NPTF	24	Bayonet-Style connector Compatible with all versions of WABCO ECUs.
	PART NO.	PORT		VOLT	APPLICATION		
	S400 850 716 0	1/2 in. - 14 Dryseal NPTF		12	Contains relay valve S472 195 098 0		



TRACTOR

MODULATOR VALVE PACKAGE					
	PART NO.	CRACK PRESSURE	SYSTEM	VOLT	APPLICATION
	S472 500 120 0	4.0 psi	4S/4M	12	Replacement kit contains replacement valve, bolts, O-rings and lubricant. Compatible with C-, D- and E-Version ECUs.
	S472 500 121 0	5.5 psi	4S/4M	12	Replacement kit contains replacement valve, bolts, O-rings and lubricant. Compatible with C-, D- and E-Version ECUs.
	S472 500 122 0	4.0 psi	4S/4M	12	Replacement kit contains replacement valve, bolts, O-rings and lubricant. Compatible with C-, D- and E-Version ECUs.
	S472 500 123 0	5.5 psi	4S/4M	12	Replacement kit contains replacement valve, bolts, O-rings and lubricant. Compatible with C-, D- and E-Version ECUs.
	S472 500 127 0	5.5 psi	4S/4M 6S/4M	12	Replacement kit contains replacement valve, bolts, O-rings and lubricant. Compatible with C-, D- and E-Version ECUs.
	S472 500 223 0	5.5 psi	6S/4M	12	Replacement kit contains replacement valve, bolts, O-rings and lubricant. Compatible with D- and E-Version ECUs.
	S472 500 226 0	5.5 psi	6S/6M	12	Replacement kit contains replacement valve, bolts, O-rings and lubricant. Compatible with D- and E-Version ECUs.
	S472 500 320 0	1.0 psi	4S/4M	12	Replacement kit contains replacement valve, bolts, O-rings and lubricant. Compatible with D- and E-Version ECUs.
	S472 500 322 0	6.0 - 8.0 psi	4S/4M	12	Replacement kit contains replacement valve, bolts, O-rings and lubricant. Compatible with D- and E-Version ECUs.
	S472 500 423 0	5.5 psi	6S/4M	12	Replacement kit contains replacement valve, bolts, O-rings and lubricant. Compatible with C-, D- and E-Version ECUs.

1




TRACTOR



CABLES				
	PART NO.	FEET	METERS	APPLICATION
	S449 413 060 0	19.69	6	3 pole bayonet connector cable with blunt cut end modulator valve cable
	S449 415 150 0	49.21	15	2 pole bayonet connector cable with blunt cut end ATC valve cable
	S449 511 020 0	6.56	2	3 pole brass nut style connector cable with blunt cut end
	S449 525 061 0	2	.61	3 pole M24 brass nut style connector extension cable Male to Female modulator valve cable
	S449 525 122 0	4	1.22	3 pole M24 brass nut style connector extension cable Male to Female modulator valve cable
	S449 525 183 0	6	1.83	3 pole M24 brass nut style connector extension cable Male to Female modulator valve cable
	S449 532 009 0	2.95	.90	3 pole bayonet connector cable with blunt cut end modulator valve cable

ADAPTORS				
	PART NO.	FEET	METERS	APPLICATION
	S894 601 132 2	.49	.15	3 pole adaptor cable straight Female bayonet style to straight M24 Male brass nut style modulator valve adaptor
	S894 601 136 2	.49	.15	3 pole adaptor cable Female 90 degree bayonet style to straight M24 Male brass nut style modulator valve adaptor

TRACTOR


1



ATC VALVE KIT		
	PART NO.	APPLICATION
	R955429	Replacement kit contains entire valve package and adapter cables
	R950146	Replacement kit contains valve and adapter cable
	S472 170 797 0	Replacement kit contains replacement valve, bolts, O-rings and lubricant. Replaces 472 170 797 0
	S472 170 797 7	Service Exchange. Replacement kit contains replacement valve, bolts, O-rings and lubricant. Replaces 472 170 797 0


ATC VALVE				
	PART NO.	PORT	VOLT	APPLICATION
	S472 170 012 0	N/A	12	3/2 Solenoid
	S472 170 997 0	1/4 in. - 18 NPTF Female - 2 pin	12	ATC or RSC valve. Bayonet-Style connector. Delivery port opposite solenoid connection. 3/2 Solenoid

1

TRACTOR

SOLENOID VALVE			
	PART NO.	VOLT	APPLICATION
	S472 170 002 0	12	3/2 Solenoid

ABS RELAY VALVE KITS				
	PART NO.	PORT	VOLT	APPLICATION
	S472 500 006 7	N/A	N/A	N/A
	S472 500 007 7	N/A	N/A	N/A







PRESSURE SENSOR				
	PART NO.	PORT	RATING	APPLICATION
	S441 044 106 0	1/4 in. NPTF	15 bar	Use with RSC, ESC, OnGuard and trailer RSSplus System.

SENSOR QUICK REFERENCE GUIDE

PART NO.	APPLICATION
S976 200 100 0	Front Axle Package
S976 200 101 0	Front Axle Package
S976 000 103 0	Rear Axle Package
S976 000 105 0	Rear Axle Package
S976 000 110 0	Rear Axle Package
S976 000 107 0	Rear Axle Package
S976 000 112 0	Rear Axle Package
S472 196 025 0	Modulator Valve
S961 899 211 0	Pedal Assembly with Brake Valve
S961 899 218 0	Pedal Assembly with E6 Brake Valve












PART NO.	APPLICATION
S446 065 085 0	ESC Module
S400 850 199 0	ESC Module
S441 120 010 0	Steer Angle Sensor

SENSORS

SENSORS									
	PART NO.	REPLACES	FEET	METERS	CONNECTOR	CABLE TYPE	DIAMETER	WIRE TYPE	SENSOR TYPE
	R955328	S441 032 103 0	5.6	1.7	N/A	TRD	6.2mm	CS	90°
	R955335	S441 032 808 0	1.31	.40	N/A	TRD	6.2mm	CS	90°
	R955336	S441 032 809 0	3.28	1.00	N/A	TRD	6.2mm	CS	90°
	R955341	S441 032 813 0	5.8	1.8	N/A	TRD	6.2mm	CS	90°
	R955342	S441 032 814 0	6.6	2	N/A	TRD	6.2mm	CS	90°
	R955602	S441 032 108 0	5.77	1.76	KE-plug	TRD	6.2mm	CS	90°
	R955603	S441 032 124 0	6.56	2.00	KE-plug	TRD	6.2mm	CS	90°
	R955604	S441 032 184 0	6.56	2.00	KE-plug	TRD	6.2mm	CCS	90°
	R955605	S441 032 185 0	5.58	1.70	KE-plug	TRD	6.2mm	CCS	90°
	R955436	S941 032 262 0	2.82	.86	Yazaki	TRD	4.4mm	CS	90°
	R955438	S941 032 267 0	3.28	1.00	Yazaki	TRD	4.4mm	CS	90°




*When replacing the sensor, you must also replace the spring clip.


SENSORS

SENSORS									
	PART NO.	REPLACES	FEET	METERS	CONNECTOR	CABLE TYPE	DIAMETER	WIRE TYPE	SENSOR TYPE
	R955608	S441 032 381 0	6.76	2.06	KE-plug	TRD	6.2mm	CCS	Straight
	R955610	S441 032 399 0	3.81	1.16	KE-plug	TRD	6.2mm	CCS	Straight
	R955615	S441 035 001 0	1.31	.40	KE-plug	TRD	4.4mm	CS	Straight
	R955431	S941 032 263 0	2.72	.83	Yazaki	TRD	4.4mm	CS	Straight
	R955607	S441 032 334 0	3.28	1.00	KE-plug	TRD	4.4mm	CS	Straight
	R955329	S441 032 919 0	5.6	1.7	N/A	TRD	6.2mm	CS	Straight
	R955337	S441 032 444 0	5.8	1.8	N/A	TRD	6.2mm	CS	Straight
	R955338	S441 032 900 0	5.8	1.8	N/A	TRD	6.2mm	CS	Straight
	R955349	S441 032 971 0	6.6	2	N/A	TRD	6.2mm	CS	Straight
	R955400	S441 032 142 0	4.69	1.43	N/A	TRD	4.4mm	CS	Straight



*When replacing the sensor, you must also replace the spring clip.




SENSORS


SENSOR EXTENSIONS				
	PART NO.	FEET	METERS	APPLICATION
	S449 711 006 0	1.9	.6	2 pole wheel speed sensor cable with blunt cut end Tractor ABS cable
	S449 711 015 0	4.9	1.5	2 pole wheel speed sensor cable with blunt cut end Tractor ABS cable
	S449 713 008 0	2.75	.8	Two-wire cable with molded-on connector. Trailer ABS cable
	S449 713 013 0	4.2	1.3	Two-wire cable with molded-on connector. Trailer ABS cable
	S449 713 018 0	6	1.8	Two-wire cable with molded-on connector. Trailer ABS cable
	S449 713 030 0	10	3.0	Two-wire cable with molded-on connector. Trailer ABS cable
	S449 713 050 0	16	5.0	Two-wire cable with molded-on connector. Trailer ABS cable
	S449 713 070 0	23	7.0	Two-wire cable with molded-on connector. Trailer ABS cable
	S449 715 030 0	9.84	3	2 pole wheel speed sensor cable with flat contacts and strain relief grommet Tractor ABS cable

RSS 2M EXTENSIONS				
	PART NO.	FEET	METERS	APPLICATION
	S449 723 018 0	6	1.8	Use with RSS 2M only. Sensor extension cable with 90 degree connector at the ECU. Plugs into standard WABCO Service Part # ABS sensors.
	S449 723 030 0	9	3	Use with RSS 2M only. Sensor extension cable with 90 degree connector at the ECU. Plugs into standard WABCO Service Part # ABS sensors.
	S449 723 051 0	16	5.1	Use with RSS 2M only. Sensor extension cable with 90 degree connector at the ECU. Plugs into standard WABCO Service Part # ABS sensors.

SENSORS

SENSOR CLIPS						
	PART NO.	REPLACES	INSIDE DIAMETER	OUTSIDE DIAMETER	LENGTH	APPLICATION
	R955458	899 799 815 4	.63 in.	.71 in.	1.18 in.	Chrome nickel sensor clip.
	R955459	899 760 510 4	.63 in.	.71 in.	1.18 in.	Copper-beryllium sensor clip.

SENSOR BRACKETS			
	PART NO.	PER PACK	APPLICATION
	2255 T 1346	4	Sensor Bracket
	2255 U 1113	1	Sensor Bracket
	S441 902 352 4	1	Sensor Connector for meeting support

SENSOR BUSHINGS					
	PART NO.	INSIDE DIAMETER	OUTSIDE DIAMETER	LENGTH	APPLICATION
	S1225 S 1189	.71 in.	.87 in.	1.18 in.	Used on front steer axles only.

TONE RINGS	
	PART NO.
	R955013

TABLE OF CONTENTS

TITLE	PAGE
HPB QUICK REFERENCE	2-2
HPB	2-5
HABS-E	2-13
HABS	2-14
VALVES	2-15

HPB QUICK REFERENCE

HYDRAULIC COMPACT UNIT (HCU) COMPONENTS 10 COIL BUSAPPLICATIONS			
	NEW	SERVICE EXCHANGE	REMAN
HCU with ECU - 250K Baud WITH ATC & PB	not available	S400 851 877 7	S400 851 877 0X
HCU with ECU - 250K Baud WITH ATC	not available	S400 851 875 7	S400 851 875 0X
HCU with ECU - 500K Baud WITH ATC	not available	S400 851 884 7	not available
HCU with ECU - 500K Baud WITHOUT ATC	not available	S400 851 886 7	not available
HPB ECU Kit Release 2 - 250K Baud	S400 851 881 0	S400 851 881 7	not available
HCU Reservoir Kit	S451 900 922 2	not available	not available
Reservoir Rubber Grommet Kit	S451 900 923 2	not available	not available
Accumulator Kit	S458 501 924 2	not available	not available
Accumulator O-ring Kit	S458 501 923 2	not available	not available
Pressure Supply Valve Kit	S476 901 920 2	not available	not available
Pressure Supply Valve Coil Kit	S442 879 920 2	not available	not available
Parking Brake Switch - 2nd Generation	S446 280 001 0	not available	not available
Parking Brake Switch - 2nd Generation with Short Bracket	S446 280 012 0	not available	not available
Parking Brake Switch - 2nd Generation with Long Bracket	not available	not available	not available
Parking Brake Switch - 3rd Generation	S446 280 002 0	not available	not available
Parking Brake Switch - 3rd Generation with Short Bracket	S446 280 013 0	not available	not available
Parking Brake Switch - 3rd Generation with Long Bracket	S446 280 023 0	not available	not available
Parking Brake Knob	S446 280 790 4	not available	not available
Relay Valve - ATC	S478 407 929 2	not available	not available
Relay Valve - No ATC	S478 407 937 2	not available	not available
Pump Replacement Kit	S478 407 926 2	not available	not available
Relay Valve Bleeder Screw Kit	S478 407 921 2	not available	not available
HCU Hardware Mounting Kit	R950054	not available	not available
HCU Mounting Bracket - Front	S478 901 052 2	not available	not available
HCU Mounting Bracket - Rear	S478 901 053 2	not available	not available

HPB QUICK REFERENCE

HYDRAULIC COMPACT UNIT (HCU) COMPONENTS & COIL TRUCK APPLICATIONS			
	NEW	SERVICE EXCHANGE	REMAN
HCU with ECU - 250K Baud WITH ATC & PB	not available	not available	not available
HCU with ECU - 250K Baud WITH ATC	not available	S400 851 876 7	S400 851 876 0X
HCU with ECU - 500K Baud WITH ATC	not available	not available	not available
HCU with ECU - 500K Baud WITHOUT ATC	not available	S400 851 885 7	not available
HPB ECU Kit Release 2 - 250K Baud	S400 851 882 0 -> S400 851 882 7	S400 851 887 7	not available
HCU Reservoir Kit	S451 900 922 2	not available	not available
Reservoir Rubber Grommet Kit	S451 900 923 2	not available	not available
Accumulator Kit	S458 501 924 2	not available	not available
Accumulator O-ring Kit	S458 501 923 2	not available	not available
Pressure Supply Valve Kit	S476 901 920 2	not available	not available
Pressure Supply Valve Coil Kit	S442 879 920 2	not available	not available
Parking Brake Switch - 2nd Generation	S446 280 001 0	not available	not available
Parking Brake Switch - 2nd Generation with Short Bracket	S446 280 012 0	not available	not available
Parking Brake Switch - 2nd Generation with Long Bracket	not available	not available	not available
Parking Brake Switch - 3rd Generation	S446 280 002 0	not available	not available
Parking Brake Switch - 3rd Generation with Short Bracket	S446 280 013 0	not available	not available
Parking Brake Switch - 3rd Generation with Long Bracket	S446 280 023 0	not available	not available
Parking Brake Knob	S446 280 790 4	not available	not available
Relay Valve - ATC	S478 407 929 2	not available	not available
Relay Valve - No ATC	S478 407 937 2	not available	not available
Pump Replacement Kit	S478 407 926 2	not available	not available
Relay Valve Bleeder Screw Kit	S478 407 921 2	not available	not available
HCU Hardware Mounting Kit	R950054	not available	not available
HCU Mounting Bracket - Front	S478 901 052 2	not available	not available
HCU Mounting Bracket - Rear	S478 901 053 2	not available	not available

HPB QUICK REFERENCE

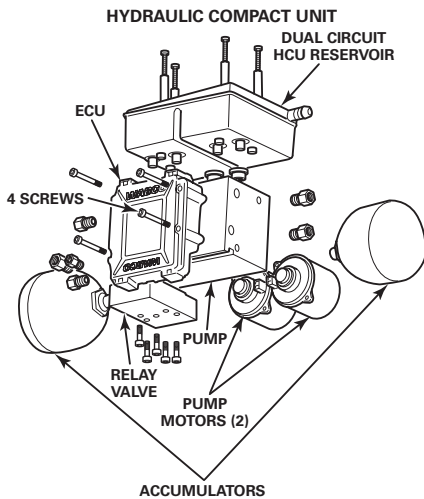
2

MASTER CYLINDER/RESERVOIR ASSEMBLY COMPONENTS 10 COIL BUS APPLICATIONS			
	NEW	SERVICE EXCHANGE	REMAN
Master Cylinder/ Reservoir Assembly with Travel Switch	S468 411 005 0	not available	not available
Reservoir with Fluid Level Switch	S468 413 020 2	not available	not available
Reservoir Kit w/ Grommit Kit - No Cap	R950055	not available	not available
Master Cylinder Kit w/ Roll Pin	R950056	not available	not available
Reservoir Cap	S451 900 474 2 -> S400 850 915 0	not available	not available
Master Cylinder Bracket	S478 901 054 0	not available	not available
Travel Switch Kit	S400 850 844 0	not available	not available
Fluid Level Switch	S468 413 921 2	not available	not available
Roll Pin Kit	R950057	not available	not available
Rubber Grommet Kit	S451 900 924 2	not available	not available
Clevis Pin Kit	S451 900 925 2	not available	not available

MASTER CYLINDER/RESERVOIR ASSEMBLY COMPONENTS 8 COIL TRUCK APPLICATIONS			
	NEW	SERVICE EXCHANGE	REMAN
Master Cylinder/ Reservoir Assembly with Travel Switch	S468 411 005 0	not available	not available
Reservoir with Fluid Level Switch	S468 413 020 2	not available	not available
Reservoir Kit w/ Grommit Kit - No Cap	R955421	not available	not available
Master Cylinder Kit w/ Roll Pin	R950056	not available	not available
Reservoir Cap	S451 900 474 2 -> S400 850 915 0	not available	not available
Master Cylinder Bracket	S478 901 057 2	not available	not available
Travel Switch Kit	S400 850 844 0	not available	not available
Fluid Level Switch	S468 413 921 2	not available	not available
Roll Pin Kit	R950057	not available	not available
Rubber Grommet Kit	S451 900 924 2	not available	not available
Clevis Pin Kit	S451 900 925 2	not available	not available

HPB

HCU REPLACEMENT KIT (WET) WITH ECU




PART NO.	CORE NO.	GROUP NO.	REMAN/ SERVICE EXCHANGE	COIL	APPLICATION
S400 851 875 7	XC3120	HA004	Service Exchange	10	HCU replacement kit (wet), 12V, 250K Baud, 10 valves unit, w/ECU, RWD, w/ATC, w/o brackets,w/ reservoir (detached).
S400 851 875 0X	XC3120	HA004	Reman		
S400 851 876 7	XC3120	HA004	Service Exchange	8	HCU replacement kit (wet), 12V, 250K Baud, 8 valves unit, w/ECU, w/o ATC, w/o brackets, w/reservoir (detached).
S400 851 876 0X	XC3120	HA004	Reman		
S400 851 877 7	XC3142	HA005	Service Exchange	10	HCU replacement kit (wet), 12V, 250K Baud, 10 valves unit, w/ECU, RWD, w/ ATC, w/Parking Brake, w/o brackets, w/reservoir (detached).
S400 851 877 0X	XC3142	HA005	Reman		
S400 852 877 0X	XC3142	HA005	Reman	10	RWD, w/ATC, w/PB plug, w/o brackets, w/reservoir (detached)
S400 851 884 7	XC3120	HA004	Service Exchange	10	HCU replacement kit (wet), 12V, 500K Baud, 10 valves unit, w/ECU, RWD, w/ ATC, w/o brackets, w/reservoir (detached).
S400 851 885 7	XC3120	HA004	Service Exchange	8	HCU replacement kit (wet), 12V, 500K Baud, 8 valves unit, w/ECU, RWD, w/o ATC, w/o brackets, w/o Parking Brake, w/reservoir (detached).
S400 851 886 7	XC3120	HA004	Service Exchange	10	HCU replacement kit (wet), 12V, 500K Baud, 10 valves unit, w/ECU, RWD, w/ ATC, w/o brackets, w/ Parking Brake, w/re servoir (detached).

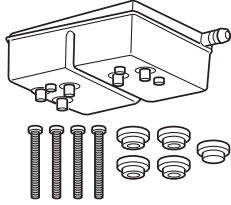

HPB

2

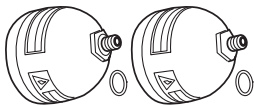

ELECTRONIC CONTROL UNIT (ECU) REPLACEMENT KITS

	PART NO.	TYPE	CORE NO.	GROUP NO.	VOLT	COIL
	S400 851 881 0	New	N/A	N/A	12	10
	S400 851 881 7	Service Exchange	XC3116	ECU454	12	10
	S400 851 882 0	New	N/A	N/A	12	8
	S400 851 882 7	Service Exchange	XC3115	ECU454	12	8

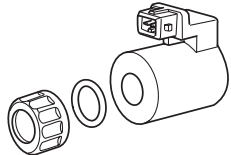

HCU RESERVOIR

	PART NO.	APPLICATION
	S451 900 922 2	Kit contains HCU reservoir, four screws, reservoir plug and four rubber grommets. For 8 coil and 10 coil application.
	S451 900 923 2	Kit contains four rubber grommets. For 8 coil and 10 coil application.

ACCUMULATOR

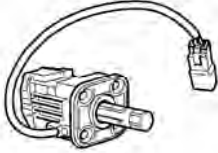

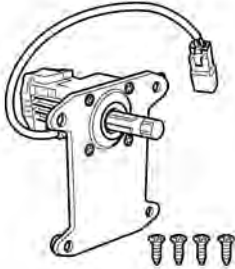

	PART NO.	APPLICATION
	S458 501 924 2	Kit contains two 750 ccm accumulators labeled with warning statement and two O-rings. For 8 coil and 10 coil application.
	S458 501 923 2	Kit contains two O-rings. For 8 coil and 10 coil application.

PRESSURE SUPPLY VALVE

	PART NO.	APPLICATION
	S442 879 920 2	Kit contains coil, nut and O-ring. For 8 coil and 10 coil application.
	S476 901 920 2	Kit includes solenoid valve with coil, O-ring and nut. For 8 coil and 10 coil application.


HPB


2


HCU SWITCHES		
	PART NO.	APPLICATION
	S446 280 001 0	Kit contains second generation switch (with new Deutsch connector). S446 280 790 4 (Dash Knob) not included. For 8 coil and 10 coil application.
	S446 280 002 0	Kit contains third generation switch (with Deutsch connector and redundancy circuit). S446 280 790 4 (Dash Knob) not included. For 8 coil and 10 coil application.
	S446 280 012 0	Kit contains second generation switch and short bracket. S446 280 790 4 (Dash Knob) not included. For 8 coil and 10 coil application.
	S446 280 013 0	Kit contains third generation switch and short bracket. S446 280 790 4 (Dash Knob) not included. For 8 coil and 10 coil application.
	S446 280 022 0	Kit contains second generation switch and long bracket. S446 280 790 4 (Dash Knob) not included. For 8 coil and 10 coil application.
	S446 280 023 0	Kit contains third generation switch and long bracket. S446 280 790 4 (Dash Knob) not included. For 8 coil and 10 coil application.
	S446 280 790 4	Not included in the parking brake switch replacement kit. For 8 coil and 10 coil application.


HPB


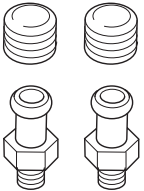


2

PUMP KIT		
	PART NO.	APPLICATION
	S478 407 928 2	N/A

RELAY VALVE		
	PART NO.	APPLICATION
	S478 407 929 2	With Automatic Traction Control (ATC). Kit contains a relay valve and a seal plate. For 8 coil and 10 coil application.
	S478 407 937 2	Without ATC. Kit contains a relay valve and a seal plate. For 8 coil and 10 coil application.

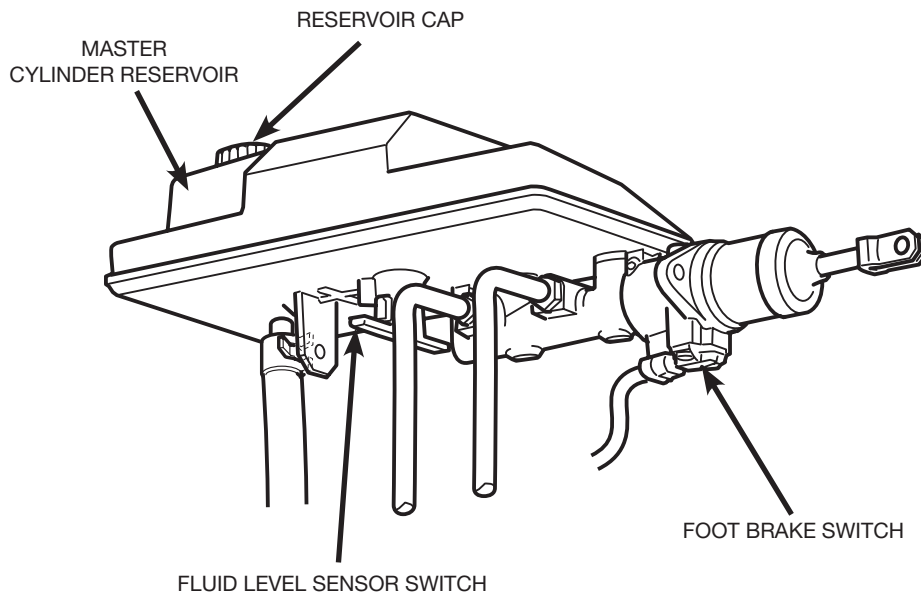
TRAVEL SWITCH KIT		
	PART NO.	APPLICATION
	S400 850 844 0	For vehicles built after 2006

RESERVOIR CAP		
	PART NO.	APPLICATION
	S400 850 915 0	Master cylinder cap. Fits all master cylinder reservoirs. For bus and medium duty truck application.

HCU HARDWARE		
	PART NO.	APPLICATION
	R950054	Kit includes four bushings, and four 10 mm screws. For use with front (S478 901 052 2) and rear (S478 901 053 2) mounting brackets.
	S478 407 921 2	Kit contains two relay valve bleeder screws and two protective caps. For 8 coil and 10 coil application.
front bracket 	S478 901 052 2	Front mounting bracket. Mounting hardware not included. Order Kit R950054 for mounting hardware. For 8 coil and 10 coil application.
rear bracket 	S478 901 053 2	Rear mounting bracket. Mounting hardware not included. Order Kit R950054 for mounting hardware. For 8 coil and 10 coil application.

HPB

HPB MASTER CYLINDER ASSEMBLY

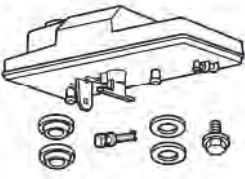


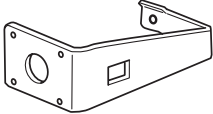

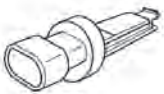

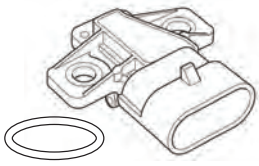




HPB MASTER CYLINDER QUICK REFERENCE

MASTER CYLINDER/RESERVOIR ASSEMBLY COMPONENTS	10 COIL BUS PART NO.	8 COIL TRUCK PART NO.
Master Cylinder/Reservoir Assembly with Travel Switch	S468 411 005 0	S468 411 005 0
Reservoir with Fluid Level Switch	S468 413 020 2	S468 413 021 2
Reservoir w/Grommet Kit	R950055	R955421
Master Cylinder w/Roll Pin Kit	R950056	R950056
Reservoir Cap Kit	2S451 900 474 2	2S451 900 474 2
Master Cylinder Bracket	S478 901 054 0	S478 901 057 2
Travel Switch Kit	S400 850 844 0	S400 850 844 0
Fluid Level Switch	S468 413 921 2	S468 413 921 2
Roll Pin Kit	R950057	R950057
Rubber Grommet Kit	S451 900 924 2	S451 900 924 2
Clevis Pin Kit	S451 900 925 2	S451 900 925 2


HPB


2


MASTER CYLINDER KIT		
	PART NO.	APPLICATION
	R950055	Kit contains master cylinder reservoir, fluid level switch, 2 rubber grommets and washers. Cap not included. For bus applications only.
	R955421	Kit contains master cylinder reservoir, travel switch and screw, 2 rubber grommets and washers. Cap not included. For medium duty truck applications only.
	R950056	Kit contains master cylinder, screws, 2 rubber grommets and washers, 2 roll pins.
	S451 900 474 2	Master cylinder cap. Fits all master cylinder reservoirs. For bus and medium duty truck application.
	S478 901 054 0	Use with master cylinder 468 411 005 0 & reservoir 468 413 020 2. For bus applications.
	S478 901 057 2	Use with master cylinder 468 411 005 0 and reservoir 468 413 021 2. For medium duty truck applications.
	S468 413 921 2	Kit contains fluid level switch.
	S451 900 925 2	Kit contains one master cylinder clevis pin.
	S400 850 844 0	Kit contains travel switch, O-ring and 2 screws. For vehicles built after 2006.
	R950057	Kit contains two roll pins.
	S451 900 924 2	Kit contains two rubber grommets.


HPB

2

STRAIGHT SENSORS					
	PART NO.	REPLACES	CABLE LEAD		APPLICATION
			FEET	METERS	
	R955431	S941 032 263 0	2.72	0.83	Typically installed in heavy front axle applications (16,000 - 20,000 GAWR) at wheel ends to measure the motion of a sensed wheel in ABS applications. Sensor kits include sensor with cable leads, spring clip, lubricant and instruction sheet. When replacing a sensor you must also replace the spring clip.


RIGHT ANGLE (90°) SENSORS					
	PART NO.	REPLACES	CABLE LEAD		APPLICATION
			FEET	METERS	
	R955432	S941 032 261 0	2.41	0.735	Installed at wheel ends to measure the motion of a sensed wheel in ABS applications. Sensor kits include sensor with cable leads, spring clip, lubricant and instruction sheet. When replacing a sensor you must also replace the spring clip.
	R955436	S941 032 262 0	2.82	0.86	
	R955434	S941 032 266 0	3.16	0.965	
	R955438	S941 032 267 0	3.28	1.00	
	R955433	S941 032 264 0	3.53	1.075	

SENSOR EXTENSION CABLES					
	PART NO.	CABLE LEAD		APPLICATION	
		FEET	METERS		
	S449 711 015 0	4.9	1.5	Features blunt cut cable. Two-wire cable that connects the wheel end sensors to the ECU. Do not splice cable wires. Cut cables from the blunt cut end. Splicing wires will void the warranty.	
	S449 711 031 0	10.0	3.1		
	S449 711 050 0	16.4	5.0		
	S449 711 065 0	21.3	6.5		
	S449 711 080 0	26.4	8.0		
	S449 711 100 0	32.8	10.0		
	S449 711 120 0	39.4	12.0		

SENSOR CLIPS					
	PART NO.	I.D.	O.D.	LENGTH	APPLICATION
	R955458	0.63 in. / 16.0 mm	0.71 in. / 18.0 mm	1.18 in. / 30.0 mm	Chrome nickel sensor clip. Contains sensor clip and grease packet. Holds sensor in place.
	R955459				Copper-beryllium sensor clip. Includes sensor clip and grease packet. Holds sensor in place.

HPB

2

TOOTH WHEELS						
	PART NO.	I.D.	O.D.	NO. OF TEETH	INSERT DIA.	APPLICATION
	3237-L-1260	5.01 in.	6.78 in.	100	N/A	Before replacing a tooth wheel, contact either the OEM or the hub manufacturer to see if the wheel and hub are sold as one unit.
	3237-D-1070	5.11 in.	6.45 in.	100	N/A	
	3237-Q-1031	5.12 in.	7.50 in.	100	N/A	
	3237-R-1032	5.43 in.	7.68 in.	100	N/A	
	3237-G-1047	5.99 in.	7.28 in.	100	6.31 in.	
	3237-Y-1195	6.30 in.	7.26 in.	100	N/A	
	3237-V-1192	6.44 in.	7.56 in.	100	N/A	
	09-001867	6.49 in.	7.05 in.	100	N/A	
	3237-T-1242	6.50 in.	8.37 in.	80	N/A	
	3237-H-1256	6.51 in.	7.30 in.	100	N/A	
	3237-V-1062	6.87 in.	7.91 in.	100	N/A	
	3237-P-1056	7.79 in.	8.62 in.	100	N/A	

HABS-E (OEM AND SERVICE PARTS)

2

PRODUCTION PART NUMBER		
S400 850 905 0	HABS-E Modulator Dry ECU No Blink Code, Bracket	478 407 072 0 with current bracket design

SERVICE PART NUMBER		
S400 850 872 0	HABS-E Modulator Wet ECU without Blink Code with Bracket Kit	Wet/Filled Version
S400 850 866 0	HABS-E Modulator Wet Different Fitting	Wet with ECU blink code disabled
S446 046 925 2	HABS-E ECU 12V No Blink Code Service	ECU (no Valve)
S400 851 001 0	Kit, HABS-E Motor and 7 DEG Bracket	Sub Parts - Motor/ Bracket
S478 407 947 2	Kit, Motor - HABS-E	Sub Part - Motor
S478 901 353 2	HABS-E ACC Bracket 7-DEG	Bracket
S891 490 000 4	Screw/Washer	Accessory
S893 184 685 4	HABS Accessory Port Adapter M12x1	Accessory

S478 407 072 0	HABS-E Modulator Dry ECU No Blink Code, Different Fitting	Standard base unit from WABCO
----------------	---	-------------------------------

S400 850 866 0	HABS-E Modulator Wet ECU w/o Blink Code Kit	Wet/Filled Version
S400 850 866 0	HABS-E Modulator Wet Different Fitting	Wet with ECU blink code disabled
S446 046 925 2	HABS-E ECU 12V No Blink Code Service	ECU (no Valve)
S400 851 001 0	Kit, HABS-E Motor and 7 DEG Bracket	Sub Parts - Motor/ Bracket
S478 407 947 2	Kit, Motor - HABS-E	Sub Part - Motor
S478 901 353 2	HABS-E ACC Bracket 7-DEG	Bracket
S891 490 000 4	Screw/Washer	Accessory
S893 184 685 4	HABS Accessory Port Adapter M12x1	Accessory

S478 407 079 0	HABS-E Modulator Dry ECU Blink Code, Different Fitting	Blink code switch measurement parameter turned-on for PACCAR
----------------	--	--

S400 850 866 0	HABS-E Modulator Wet ECU w/o Blink Code Kit	Wet with ECU blink code disabled
S400 850 867 0	HABS-E Modulator Wet ECU with Blink Code Kit	Wet with ECU blink code
S446 047 921 2	HABS-E ECU 12V with Blink Code Service	ECU (no Valve)
S400 851 001 0	Kit, HABS-E Motor and 7 DEG Bracket	Sub Parts - Motor/ Bracket
S478 407 947 2	Kit, Motor - HABS-E	Sub Part - Motor
S478 901 353 2	HABS-E ACC Bracket 7-DEG	Bracket
S891 490 000 4	Screw/Washer	Accessory
S893 184 685 4	HABS Accessory Port Adapter M12x1	Accessory


S478 407 071 0	HABS-E Modulator Dry ECU No Blink Code, Same Fitting	Hino - Software - ABS cornering detection
----------------	--	---

S400 851 001 0	HABS-E Motor	Sub Parts - Motor/ Bracket
S478 407 947 2	Kit, Motor - HABS-E	Sub Part - Motor
S478 901 353 2	HABS-E ACC Bracket 7-DEG	Bracket
S891 490 000 4	Screw/Washer	Accessory
S893 184 685 4	HABS Accessory Port Adapter M12x1	Accessory


HABS

2


D VERSION FRAME MOUNTED ECU HPB 4S/4M

	PART NO.	NEW/SERVICE EXCHANGE	REVOLUTIONS PER MILE	VOLT
	S446 109 010 0	New	598	12


D VERSION BELL CAP ASSEMBLY

	PART NO.	APPLICATION
	S478 407 043 2	2 per pack


D VERSION BELL CAP BUSHING

	PART NO.	APPLICATION
	S478 407 200 4	Made of rubber


ECU D VERSION CAB MOUNTED 4S/4M

	PART NO.	NEW/SERVICE EXCHANGE	REVOLUTIONS PER MILE	VOLT
	S446 044 085 0	New	549-652	12
	S446 044 086 0	New	462-549	12


ECU D VERSION FRAME MOUNTED 4S/4M

	PART NO.	NEW/SERVICE EXCHANGE	REVOLUTIONS PER MILE	VOLT
	S400 850 401 0	New	550-652	12
	S400 850 402 0	New	462-549	12
	S400 850 409 0	New	598	12
	S446 109 011 0	New	500	12

ECU REPAIR KIT

	PART NO.	APPLICATION
	S400 850 866 0	Repair Kit HABS E Version with Modulator

VALVES

D VERSION WET MODULATOR			
	PART NO.	REPLACES	APPLICATION
	S478 407 056 0	S478 407 055 0	with different fitting
	S478 407 058 0	S478 407 057 0	with same fitting
	S478 407 060 0	N/A	with different fitting


VALVE ASSEMBLY			
	PART NO.	REPLACES	APPLICATION
	S478 407 062 0	S478 407 059 0	Related bracket S478 407 055 2 & modulator valve S478 407 058 0

TABLE OF CONTENTS


TITLE	PAGE
AIR DRYER VARIATIONS.....	3-2
OIL COALESCING CARTRIDGE COMPARISONS	3-3
AIR DRYER QUICK REFERENCE.....	3-6
SYSTEM SAVER™ 1200 PLUS AIR DRYERS	3-7
SYSTEM SAVER™ 1200 AIR DRYERS	3-8
SYSTEM SAVER™ 1800 AIR DRYERS	3-11
SYSTEM SAVER™ TWIN AIR DRYERS	3-12
VALVES.....	3-16
COMPONENTS	3-19

AIR DRYER VARIATIONS

System Saver™ 1200	System regeneration
System Saver™ 1200 E	External econ line
System Saver™ 1200 P	Uses an external purge tank
System Saver™ 1200 Plus	Designed specifically for the North American braking system market. A high-capacity air dryer that uses internal air for regeneration. Contains a spin on/off air dryer cartridge for easier scheduled preventive maintenance. May or may not contain a governor.
System Saver™ 1200 U	Uses the discharge line for unloading the compressor
System Saver™ 1200 UP	Uses the discharge line for unloading the compressor and has an external purge tank
System Saver™ 1800	Provides increased drying volume for heavy-duty applications. Where space allows, the taller WABCO System Saver™1800 air dryer cartridges –R950048, R950069 – can be used on System Saver™1200 air dryers to provide increased drying capacity for normal volume applications.
TWIN	A sequential two-cartridge system allowing one side to regenerate while the other side continues to dry air. Designed for compressors that operate almost continuously and demand high volumes of dry air.
Coalescing Cartridge	Air dryer cartridge containing desiccant materials of the highest quality to absorb more moisture from the air system before it can flow down-stream; also contains additional oil collecting material to prevent oil from contaminating the air system. Increasingly becoming the primary cartridge used in heavy equipment today.
Standard Cartridge	Air dryer cartridge containing desiccant materials of the highest quality to absorb more moisture from your air system before it can flow down-stream.

STANDARD AND COALESCING CARTRIDGES

WABCO offers two options, traditional and coalescing, spin-on-style air dryers.



FEATURES & BENEFITS

Standard Cartridge:

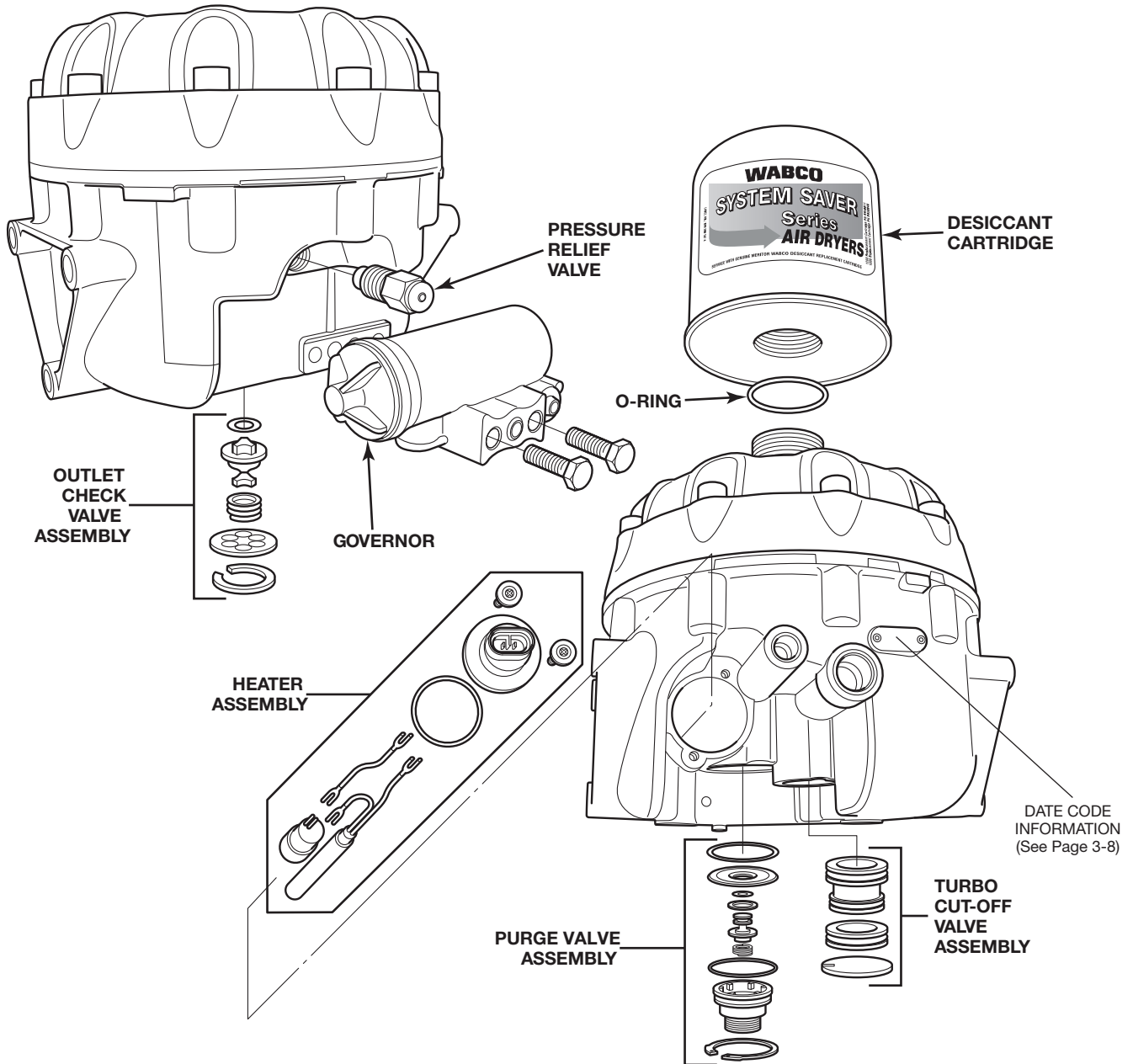
- Maintains a reliable braking system
- Spin-on/spin-off design allows for quick and easy maintenance

Coalescing Cartridge:

- Maintains a reliable braking system
- Spin-on/spin-off design allows for quick and easy maintenance
- Reduces the amount of aerosol oil and particulate in air supply
- Reduced aerosol oil maintains factory performance levels of downstream valves by not allowing oil to clog or slow valves
- Extends the life of downstream valves by reducing the oil that can damage rubber seals
- Reduces vehicle downtime
- Reduced maintenance and repair costs
- Maintains system performance

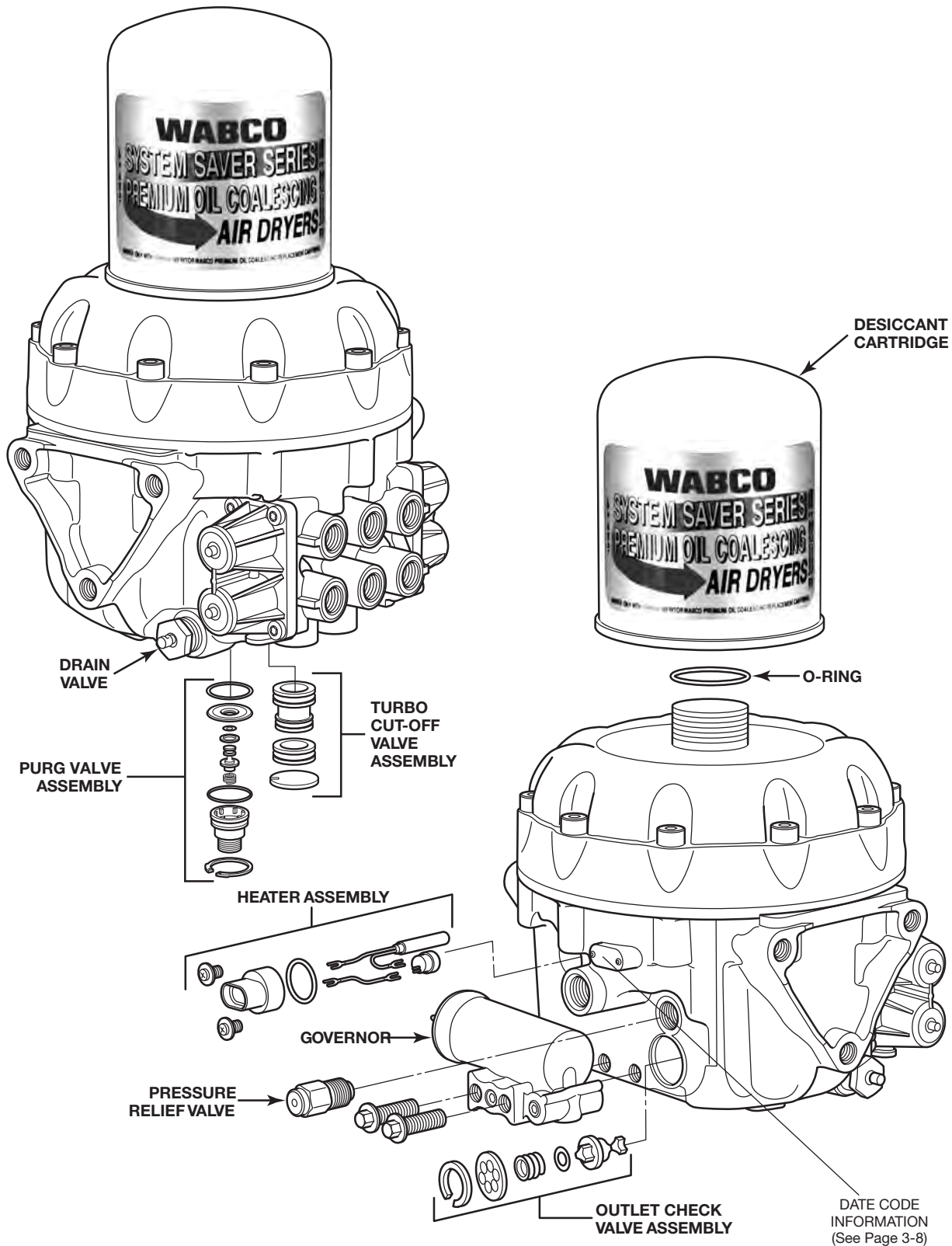
SYSTEM SAVER™ 1200 PLUS SERIES AIR DRYERS

3



For Technical Support, please see:
MM-34 System Saver™ Single Cartridge Air Dryers

SYSTEM SAVER™ 1200 PLUS SERIES AIR DRYERS
WITH MULTI CIRCUIT PROTECTION




AIR DRYER QUICK REFERENCE

PART NO.	TYPE	CORE NO.	GROUP NO.
S432 471 001 7	Service Exchange	XC3210	AD003
S432 471 100 7	Service Exchange	XC3211	AD002
S432 471 100 0X	Reman	XC3211	AD002
S432 471 101 7	Service Exchange	XC3211	AD002
S432 471 101 0X	Reman	XC3211	AD002
S432 471 201 7	Service Exchange	XC3223	AD012
S432 471 021 0X	Reman	XC3210	AD003


SYSTEM SAVER™ 1200 PLUS AIR DRYERS

3


SYSTEM SAVER™ 1200 PLUS RETROFIT KIT

	PART NO.	NEW/SERVICE EXCHANGE/REMAN	CARTRIDGE	COMPRESSOR RATING	APPLICATION
	S400 850 701 0	New	R950011 or R950068	< 35CFM	12V System Saver 1200Plus air dryer, retrofit kit for Bendix AD9 air dryers. Contains SS1200 Plus dryer, AD-9 mounting bracket adapter and installation instructions. Does not include the integrated governor.


SYSTEM SAVER™ 1200 PLUS 12-VOLT STANDARD

	PART NO.	NEW/SERVICE EXCHANGE/REMAN	PORTS			TURBO CUTOFF VALVE (YES/NO)
			CONTROL	DELIVERY	SUPPLY	
	S432 470 041 0	New	M14x1.5	M22x1.5	M22x1.5	No
	S432 471 000 0	New	.25-18 NPTF	.50-14 NPTF	.50-14 NPTF	No
	S432 471 001 0	New	.25-18 NPTF	.50-14 NPTF	.50-14 NPTF	No
	S432 471 001 7	Service Exchange				
	S432 471 100 0	New	.25-18 NPTF	.50-14 NPTF	.50-14 NPTF	Yes
	S432 471 100 7	Service Exchange				
S432 471 100 0X	Reman					


SYSTEM SAVER™ 1200 PLUS 12-VOLT COALESCING

	PART NO.	NEW/SERVICE EXCHANGE/REMAN	PORTS			TURBO CUTOFF VALVE (YES/NO)
			CONTROL	DELIVERY	SUPPLY	
	S432 470 254 0	New	.25-18 NPTF	.50-14 NPTF	.50-14 NPTF	Yes
	S432 471 101 0	New	.25-18 NPTF	.50-14 NPTF	.50-14 NPTF	Yes
	S432 471 101 7	Service Exchange				
S432 471 101 0X	Reman					

SYSTEM SAVER™ 1200 PLUS 12-VOLT COALESCING WITH MULTI CIRCUIT PROTECTION

	PART NO.	NEW/SERVICE EXCHANGE/REMAN	PORTS			TURBO CUTOFF VALVE (YES/NO)
			CONTROL	DELIVERY	SUPPLY	
	S432 475 101 0	New	.125-27 NPTF	N/A	.50-14 NPTF	Yes
	S432 475 201 0	New	.125-27 NPTF	N/A	.50-14 NPTF	Yes
S432 475 201 7	Service Exchange					

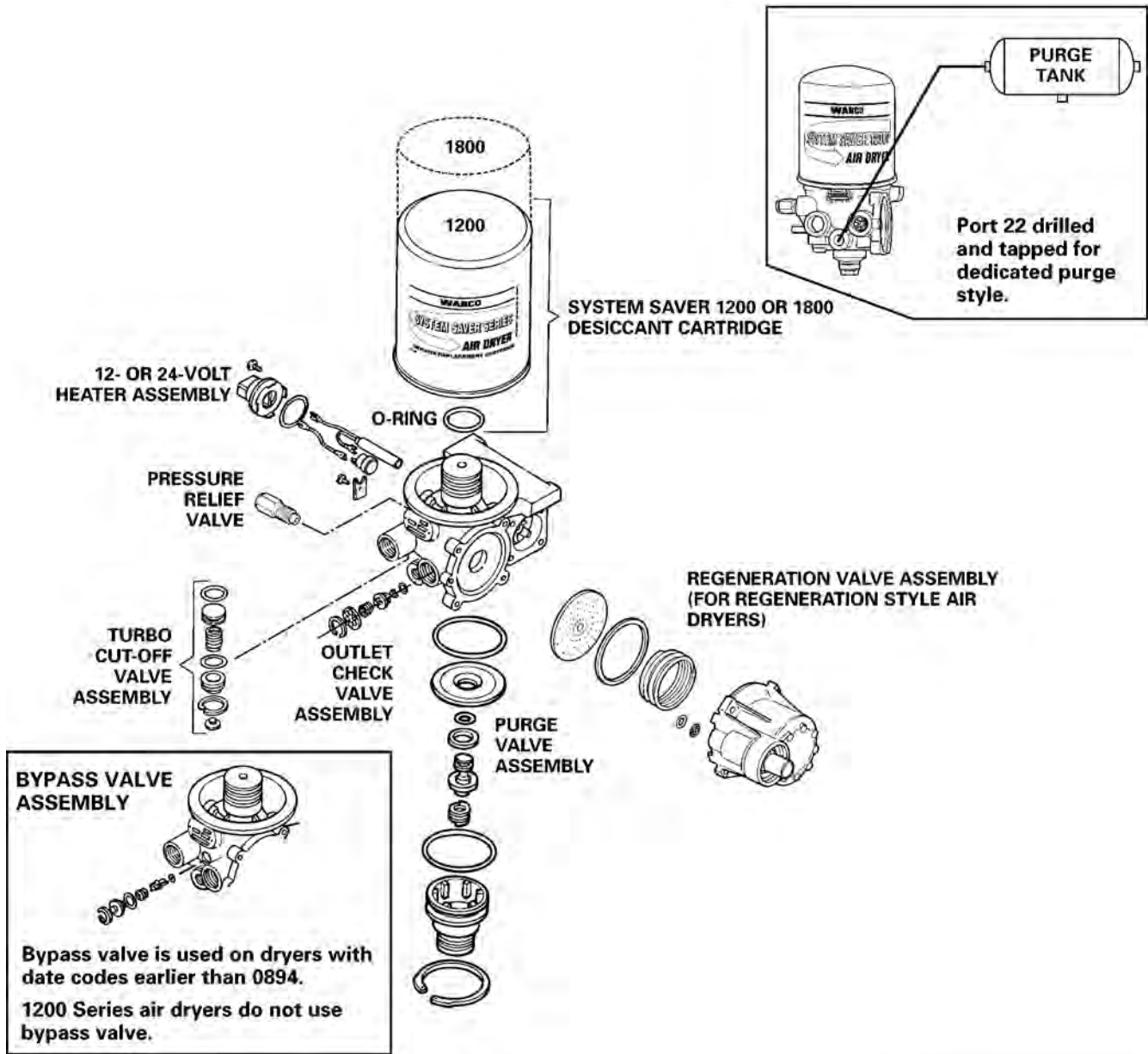
SYSTEM SAVER™ 1200 PLUS 24-VOLT COALESCING

	PART NO.	NEW/SERVICE EXCHANGE/REMAN	PORTS				TURBO CUTOFF VALVE (YES/NO)
			CONTROL	DELIVERY	PURGE TANK	SUPPLY	
	S432 470 021 0	New	.25-18 NPTF	.50-14 NPTF	N/A	.50-14 NPTF	No
S432 470 021 0X	Reman						

Plus Series

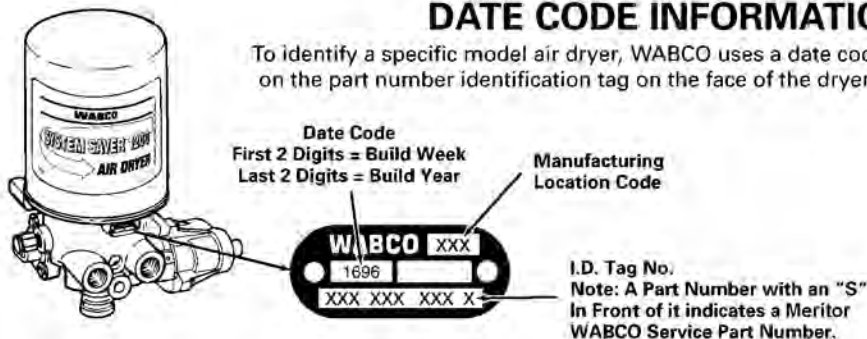
SYSTEM SAVER™ 1200 AIR DRYERS
SYSTEM SAVER™ 1200/1800 AIR DRYERS

3







DATE CODE INFORMATION

To identify a specific model air dryer, WABCO uses a date code. This code appears on the part number identification tag on the face of the dryer, as illustrated below:



For Technical Support, please see:
 MM-34 System Saver Single Cartridge Air Dryers on pages 3-4 and 3-5





SYSTEM SAVER™ 1200 AIR DRYERS

SYSTEM SAVER™ 1200 12-VOLT STANDARD										
	PART NO.	CORE NO.	GROUP NO.	NEW/ SERVICE EXCHANGE/ REMAN	CARTRIDGE	PORTS				REPL. KIT*
						CONTROL	DELIVERY	PURGE TANK	SUPPLY	
 E Series	S432 413 010 0	N/A	N/A	New	R950011	.25 in.- 18 NPTF	.50 in.- 14 NPTF	.25 in.- 18 NPTF	.50 in.- 14 NPTF	R955207
	S432 413 010 7	XC3209	AD009	Service Exchange						R955207NX
	S432 413 010 0X	XC3209	AD009	Reman						R955207X
 U Series	S432 413 017 0	N/A	N/A	New	R950011	.25 in.- 18 NPTF	.50 in.- 14 NPTF	.25 in.- 18 NPTF	.50 in.- 14 NPTF	R955210
	S432 413 017 7	XC3201	AD004	Service Exchange						R955210NX
	S432 413 017 0X	XC3201	AD004	Reman						R955210X
 P Series	S432 413 024 0	N/A	N/A	New	R950011	.25 in.- 18 NPTF	.50 in.- 14 NPTF	.25 in.- 18 NPTF	.50 in.- 14 NPTF	R955300
	S432 413 024 7	XC3202	AD006	Service Exchange						R955300NX
	S432 413 024 0X	XC3202	AD006	Reman						R955300X
 SRWABK118	SRWABK118	N/A	N/A	New	R950011	.25 in.- 18 NPTF	.50 in.- 14 NPTF	.25 in.- 18 NPTF	.50 in.- 14 NPTF	R955205
	SRWABK118NX	XC3200	AD001	Service Exchange						R955205NX
	SRWABK118X	XC3200	AD001	Reman						R955205X


*Replacement kit contains power cable, mounting hardware and pressure control check valve.

SYSTEM SAVER™ 1200 AIR DRYERS



3

SYSTEM SAVER™ 1200 12-VOLT COALESCING										
	PART NO.	CORE NO.	GROUP NO.	NEW/ SERVICE EXCHANGE/ REMAN	CARTRIDGE	PORTS				REPL. KIT*
						CONTROL	DELIVERY	PURGE TANK	SUPPLY	
 UP Series	S432 421 033 0			New	R950068A	.25 in.-18 NPTF	.50 in.-14 NPTF	.25 in.-18 NPTF	.50 in.- 14 NPTF	R955082
	S432 421 033 7	XC3203	AD007	Service Exchange						R955082NX
	S432 421 033 0X	XC3203	AD001	Reman						R955082NX
	S432 421 040 0	N/A	N/A	New	R950068A	.25 in.-18 NPTF	.50 in.-14 NPTF	.25 in.-18 NPTF	.50 in.- 14 NPTF	R9550630
	S432 421 040 0X	XC3200	AD001	Reman						R9550630X
 P Series	S432 421 048 0	N/A	N/A	New	R950068A	.25 in.-18 NPTF	.50 in.-14 NPTF	.25 in.-18 NPTF	.50 in.- 14 NPTF	R955079
	S432 421 048 7	XC3202	AD006	Service Exchange						R955079NX
	S432 421 048 0X	XC3202	AD006	Reman						R955079X
	S400 850 180 0	N/A	N/A	New	R950068A	.25 in.-18 NPTF	.50 in.-14 NPTF	.25 in.-18 NPTF	.50 in.- 14 NPTF	N/A

*Replacement kit contains power cable, mounting hardware and pressure control check valve.


ECAD COALESCING							
	PART NO.	NEW/SERVICE EXCHANGE/ REMAN	CARTRIDGE	PORTS			
				CONTROL	DELIVERY	PURGE	SUPPLY
	S432 425 200 0	New	R950068A	.25-18 NPTF	.50-14 NPTF	.25-18 NPTF	.50-14 NPTF



SYSTEM SAVER™ 1200 AIR DRYERS

SYSTEM SAVER™ 1200 24-VOLT STANDARD										
	PART NO.	CORE NO.	GROUP NO.	NEW/ SERVICE EXCHANGE/ REMAN	CARTRIDGE	PORTS				REPL. KIT*
						CONTROL	DELIVERY	PURGE TANK	SUPPLY	
 UP Series	S432 413 025 0	N/A	N/A	New	R950011	.25 in.-18 NPTF	.50 in.-14 NPTF	.25 in.-18 NPTF	.50 in.-14 NPTF	R955315
	S432 413 025 7	XC3202	AD006	Service Exchange						R955315NX
	S432 413 025 0X	XC3202	AD006	Reman						R955315X
 SRWABK Series	SRWABK119	N/A	N/A	New	R950011	.25 in.-18 NPTF	.50 in.-14 NPTF	.25 in.-18 NPTF	.50 in.-14 NPTF	R955206
	SRWABK119NX	XC3200	AD001	Service Exchange						R955206NX
	SRWABK119X	XC3200	AD001	Reman						R955206X

*Replacement kit contains power cable, mounting hardware and pressure control check valve.

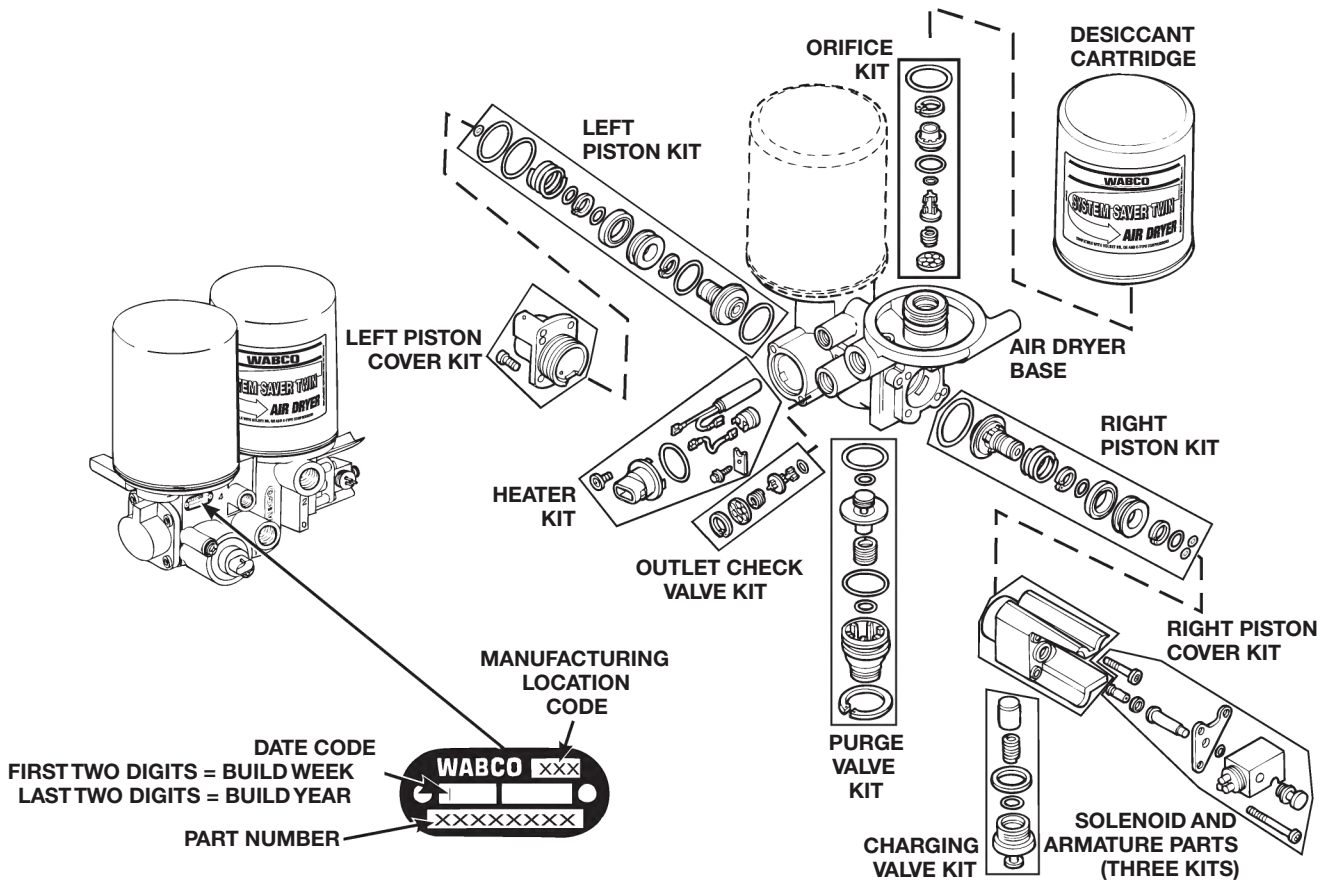
SYSTEM SAVER™ 1800 AIR DRYERS

SYSTEM SAVER™ 1800 12-VOLT STANDARD									
	PART NO.	NEW/SERVICE EXCHANGE/ REMAN	CARTRIDGE	PORTS				REPL. KIT	
				CONTROL	DELIVERY	PURGE TANK	SUPPLY		
 P Series	S432 413 063 0	New	R950048	.25 in.-18 NPTF	.50 in.-14 NPTF	.25 in.-18 NPTF	.50 in.-14 NPTF	R955313	

SYSTEM SAVER™ 1800 12-VOLT COALESCING										
	PART NO.	CORE NO.	GROUP NO.	NEW/ SERVICE EXCHANGE/ REMAN	CARTRIDGE	PORTS				REPL. KIT
						CONTROL	DELIVERY	PURGE TANK	SUPPLY	
 UP Series	S432 421 052 0	N/A	N/A	New	R950069	.25 in.-18 NPTF	.50 in.-14 NPTF	.25 in.-18 NPTF	.50 in.-14 NPTF	R955081
	S432 421 052 7	XC3203	AD007	Service Exchange						R955081N
	S432 421 052 0X	XC3203	AD007	Reman						R955081
 P Series	S432 421 054 0	N/A	N/A	New	R950069	.25 in.-18 NPTF	.50 in.-14 NPTF	.25 in.-18 NPTF	.50 in.-14 NPTF	R955080
	S432 421 054 7	XC3202	AD006	Service Exchange						R955080NX
	S432 421 054 0X	XC3202	AD006	Reman						R955080X

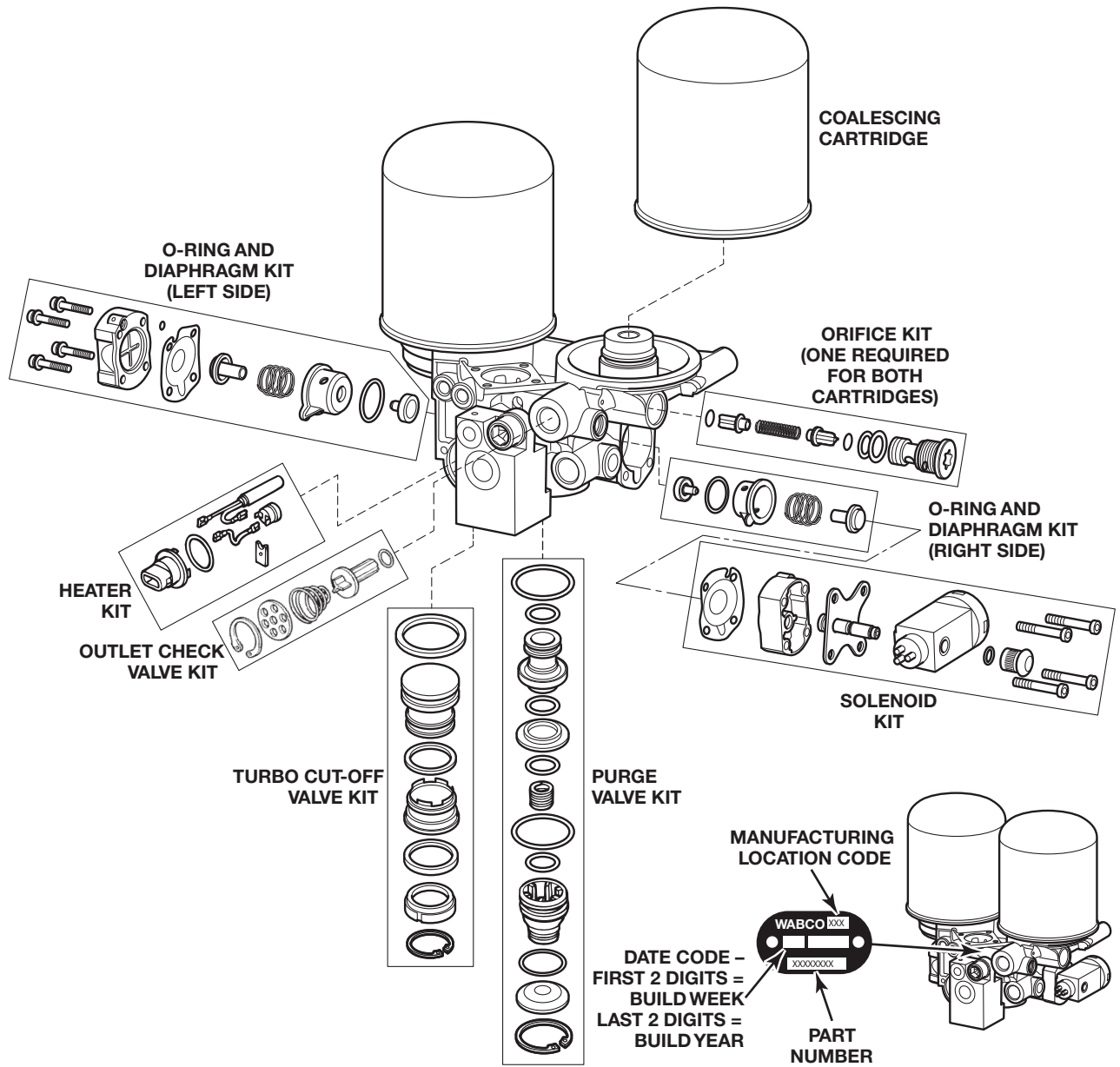
SYSTEM SAVER™ TWIN AIR DRYERS
ORIGINAL SYSTEM SAVER™ TWIN AIR DRYER

3




For Technical Support, please see:
 MM-35 System Saver™ Twin Air Dryers




SYSTEM SAVER™ TWIN AIR DRYERS
“NEW” SYSTEM SAVER™ TWIN AIR DRYER




SYSTEM SAVER TWIN AIR DRYERS

3

TWIN 12 VOLT COALESCING									
PART NO.	NEW/ SERVICE EXCHANGE/ REMAN	COMPRESSOR RATING	ORIFICE SIZE	THREAD SIZE			REPLACES	CARTRIDGE	REPL. KIT
				CONTROL	DELIVERY	SUPPLY			
 S432 433 042 0	New	24-40 CFM	1.0mm	.25 in.-18 NPTF	(1 each) .50 in.-14 NPTF		S432 431 028 0	R950068A	R955089






TWIN 12 VOLT COALESCING											
PART NO.	CORE NO.	GROUP NO.	NEW/ SERVICE EXCHANGE/ REMAN	COMPRESSOR RATING	ORIFICE SIZE	THREAD SIZE			REPLACES	CARTRIDGE	REPL. KIT
						CONTROL	DELIVERY	SUPPLY			
 S432 433 036 0	N/A	N/A	New	24-40 CFM	1.0mm	.25 in. -18 NPTF	.50 in.-14 NPTF	S432 431 012 0	R950068A	R955010	
S432 433 036 0X	XC3205	AD008	Reman							R955010X	
 S432 433 040 0	N/A	N/A	New	Less than 25 CFM	0.8mm	.25 in. -18 NPTF	.50 in.-14 NPTF	S432 431 016 0	R950068A	R955065	
S432 433 040 0X	XC3205	AD008	Reman							R955065X	
 S432 433 048 0	N/A	N/A	New	24-40 CFM	1.0mm	25 in. -18 NPTF	.50 in.-14 NPTF	N/A	R950068A	NA	

SYSTEM SAVER TWIN AIR DRYERS

TWIN 24 VOLT COALESCING												
	PART NO.	CORE NO.	GROUP NO.	NEW/ SERVICE EXCHANGE/ REMAN	COMPRESSOR RATING	ORIFICE SIZE	THREAD SIZE			REPLACES	CARTRIDGE	REPL. KIT
							CONTROL	DELIVERY	SUPPLY			
	S432 433 038 0	N/A	N/A	New	24-40 CFM	1.0mm	.25 in. -18 NPTF	.50 in.-14 NPTF	S432 431 014 0	R950068A	R955029	
	S432 433 038 0X	XC3205	AD008	Reman								
	S432 433 041 0	N/A	N/A	New	Less than 25 CFM	0.8mm	.25 in. -18 NPTF	.50 in.-14 NPTF	S432 431 017 0	R950068A	R955066	
	S432 433 041 0X	XC3205	AD008	Reman								









3

CARTRIDGES










CARTRIDGES		
	PART NO.	APPLICATION
	R950011	For use on System Saver 1000 and 1200 Series and TWIN air dryers
	R950068A	Coalescing version of System Saver 1200 and TWIN air dryer and other spin-on dryer applications. Improved oil separation verses conventional cartridges.
	R950048	For use on System Saver 1800 Series air dryers. Can be retrofitted to an existing SS1200 air dryer to increase drying capacity.
	R950069	Coalescing version of System Saver 1800 air dryer and other spin-on dryer applications. Improved oil separation verses conventional cartridges. Requires more frequent service intervals.

VALVES

3



VALVE KITS				
	PART NO.	VALVE TYPE	KIT CONTENTS	APPLICATION
	R950012	Regeneration	Diaphragm, Cap, Compression Spring, Valve Housing, Capscrews	For dryers with date codes earlier than 2295. For SS1200 and SS1800 models.
	R950013	Turbo Cut-Off	Plug, Retainer Ring, Cover, O-ring, Compression Spring, Piston (valve), Lip Seal	If you are replacing the turbo cut-off valve on a System Saver 1200E air dryer, please contact your distributor for part number information.
	R950014	Purge	O-rings, Washer, Piston Assembly, Shims, Spring, Valve Head, Retainer Ring	Install washer with lip facing piston seat. Shims may not be included in this kit. If not included, they are not required. If included, they must be installed above and below the spring. Kit is for use on all single cartridge dryers with U.S. (NPTF) ports.
	R950015	12-volt Heater Assembly	Mounting Screws (2), Wiring Connector, O-ring, Wire, Heater, Thermostat, Plastic Retainer, Retainer Screw	12-volt heater kit for dryers with date code 0994 and later. For all System Saver Series Air Dryers.
	R950016	24-volt Heater Assembly	Mounting Screws (2), Wiring Connector, O-ring, Wire, Heater, Thermostat, Plastic Retainer, Retainer Screw	For all 24-volt System Saver Series Air Dryers.
	R950017	Outlet Check	O-ring, Valve Body, Compression Spring, Washer, Retainer Ring	Kit is for use on SS1200 and SS1800 air dryers with U.S. (NPTF) ports.
	R950018	Bypass	O-rings, Valve Body, Compression Spring, Cover, Retainer Ring	Use on dryers with date code 0894 or earlier. Check date code on dryer before ordering this kit. The date code appears on the i.d. tag on the face of the dryer. For use on SS1200 and SS1800 Models.
	R950044	Regeneration	Diaphragm, Cap, Compression Spring, Valve Housing, Capscrews	For dryers with date codes 2295 and later. For use with all System Saver Series Air Dryers.





VALVES

VALVE KITS				
	PART NO.	VALVE TYPE	KIT CONTENTS	APPLICATION
	R950046	Check	Metal Washers, Banjo Fitting, O-ring, Econ Valve, Nut, Compression Spring, Tube	Use on System Saver Series 1200E single cartridge air dryers.
	R950047	Turbo Cut-Off	Plug, Retainer Ring, Cover, O-ring, Compression Spring, Piston (valve), Lip Seal	For use with 1200E air dryer with Econ Valve Kit.
	R955047	Purge	O-rings, Piston Assembly, Spring, Shim, Valve Body and Retainer Ring	Shim may not be included with this kit. If not included, it is not required. If included, install below compression spring. For use with all System Saver Series Twin Air Dryers.
	S432 431 924 2	Purge	O-rings, Piston Assembly, Spring, Shim, Valve Body and Retainer Ring	For use on air dryer part numbers 432 431 xxx x and 432 433 xxx x, System Saver Series Twin Air Dryers.
	S432 431 925 2	Check	O-ring, Valve Body, Compression Spring, Washer, Retainer Ring	Outlet Check Valve kit for System Saver Twin Models with part numbers 432 431 xxx x, System Saver Series Twin Air Dryers.
	S432 413 929 2	Purge	O-rings, Piston Assembly, Spring, Shim, Valve Body and Retainer Ring	Install washer with lip facing piston seat. Shims may not be included in this kit. If not included, it is not required, System Saver Series Twin Air Dryers.
	S432 431 930 2	Relief	O-ring, Piston Assembly, spring, Washer, Nut, Plug	Charging Valve Kit for System Saver Series Twin Air Dryers.
IMAGE NOT AVAILABLE AT TIME OF PRINTING	S432 413 932 2	Turbo Cut-Off	Plug, Retainer Ring, Cover, O-ring, Compression Spring, Piston (valve), Lip Seal	Turbo Cut-Off Piston design change on all units with date code of 3108 or later backwards compatible.
	S432 413 934 2	Turbo Cut-Off	Plug, Retainer Ring, Cover, O-ring, Compression Spring, Piston (valve), Lip Seal	Replaces the turbo cut-off valve on a System Saver 1200E air dryer.
	S432 470 921 2	Turbo Cut-Off	Plug, Retainer Ring, Cover, O-ring, Compression Spring, Piston (valve), Lip Seal	For use with the System Saver 1200+ Air Dryers and System Saver Series Twin Air Dryers with 432 433 xxx x part numbers.


VALVES




3



VALVE KITS				
	PART NO.	VALVE TYPE	KIT CONTENTS	APPLICATION
	S432 470 922 2	Check	O-ring, Valve Body, Compression Spring, Retainer Ring	For use with the System Saver 1200+ Air Dryers and System Saver Series Twin Air Dryers with 432 433 xxx x part numbers.
	SRWABK085	Pressure Relief	Pressure Relief Valve, Street Tee Fitting	Use on all System Saver Series dryers without integral relief valve.


INDIVIDUAL VALVES					
	PART NO.	VALVE TYPE	LENGTH	THREADS	APPLICATION
	S2206 D 1226	Pressure Relief		Port: 3/8 in.-18 NPTF	Valve sold separately or as part of kit SRWABK085.
	S434 100 310 0	PC Check	3.25 in.	.50 in.-14 NPTF	Acts as a one-way check valve when pressure drops below 90 psi.
	SRWABC015	Check	N/A	N/A	Assembly consists of check valve and pipe nipple. Use with Holset E-Type compressor systems. For System Saver TWIN Models.
	SRWABC017	Back Pressure Control Valve	N/A	N/A	For bulk unloading, or Central Tire Inflation (CTI) Systems.

COMPONENTS

GOVERNORS						
	PART NO.	NEW/ REMAN	CUT-IN	CUT-OUT	PORT SIZE	APPLICATION
	S432 470 920 2	New	105 - 110 psi	129 - 135 psi	1/8-27 NPTF	SS1200 Plus Governor Kit

ADDITIONAL PARTS		
	PART NO.	DESCRIPTION
	S432 407 070 0	Silencer
	S891 490 830 4	Screw
	S432 413 933 2	O-ring Kit

PISTON KIT			
	PART NO.	KIT CONTENTS	APPLICATION
	S432 431 931 2	5 O-rings 1 Spring 2 Snap Rings 1 Grease Pack	Right Hand For System Saver Twin Models with 432 431 xxx x part numbers.
	S432 431 932 2	7 O-rings 2 Snap rings 1 Spring 1 Grease Pack	Left Hand For System Saver Twin Models

HEATER POWER CORD				
	PART NO.	GAGE	LENGTH	APPLICATION
	S894 607 431 0	14-gage	12 in.	Metri-Pack plug provides electrical connection to air dryer heating unit 432 431 xxx x part numbers.

NOTES:

3

TABLE OF CONTENTS

TITLE	PAGE
CHECK VALVES	4-2
DRAIN VALVES	4-3
FOOT OPERATED VALVES	4-5
GLADHANDS	4-7
GOVERNORS	4-8
HAND OPERATED VALVES	4-9
INVERSION VALVES	4-12
PRESSURE RELIEF VALVES	4-13
QUICK RELEASE VALVES	4-14
REGULATING VALVES	4-16
RELAY VALVES	4-17
TRACTOR PROTECTION VALVES	4-20
ACCESSORIES — ELECTRICAL	4-21
ACCESSORIES	4-22
ACCESSORIES — TREADLES	4-22
ADDITIONAL VALVES AND PARTS	4-23

CHECK VALVES

ONE-WAY CHECK VALVES

	PART NO.	A (F)	B (M)	LENGTH	WEIGHT	REMARKS
	RN13526BR	1/4	1/4 F	N/A	N/A	N/A
	RKN21020	1/2	1/2	N/A	N/A	Sealant on threads
	RKN23000	1/2	1/2	2.47	0.8 lbs.	Heavy duty, sealant on threads
	RKN23010	3/8	3/8	2.47	0.8 lbs.	Heavy duty/standard
	RKN23040	3/4	3/4	2.31	0.12 lbs.	Standard
	RKN23060	1/2	1/2	1.85	0.21 lbs.	Brass — 90° style, sealant on threads
	RKN23080	1/4	1/4 F	1.85	0.12 lbs.	N/A

TWO-WAY CHECK VALVES — SHUTTLE TYPE

	PART NO.	INLET B	OUTLET C	OUTLET D	INLET F
	RKN25080	3/8 F	3/8 F	1/4 F	3/8 M
	RKN25090	3/8 F	3/8 F	1/4 F	3/8 F
	RKN25080	1/4 M	1/4 F	1/4 F	3/8 M
	RN20966F	3/8 F	3/8 F	3/8 F	3/8 F
	RKN25100	3/8 F	3/8 F	3/8 F	1/2 M
	RKN25110	3/8 M	3/8 F	3/8 F	3/8 F
	RKN25120	1/4 F	1/4 F	1/4 F	1/4 F
	RKN25061	3/8	3/8	3/8	(Mtg. Lug)

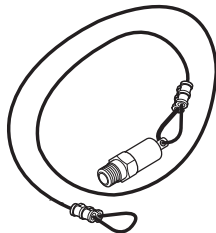
TWO-WAY CHECK VALVES — DIAPHRAGM TYPE

	PART NO.	INLET B	OUTLET C	OUTLET D
	RKN25060	3/8 F	3/8 F	3/8 F
RKN25060	3/8 F	3/8 F	3/8 F	

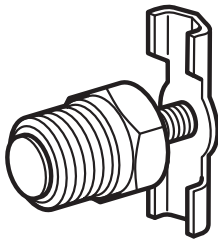
F = Female, M = Male

DRAIN VALVES


MANUAL



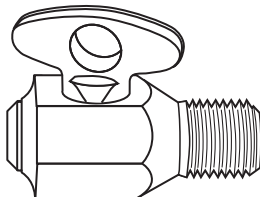
style A



style b-1



style b-2




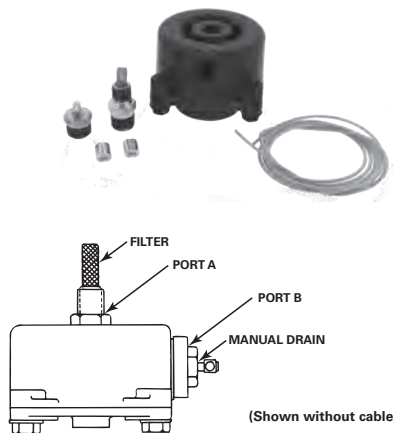
style c

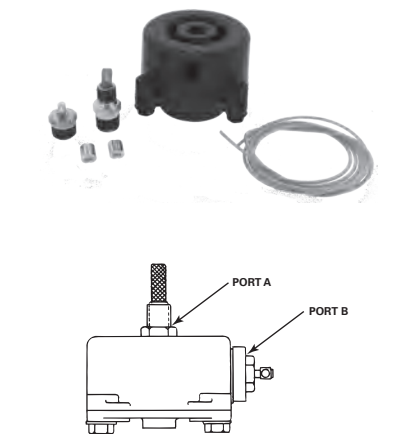
PART NO.	CABLE LENGTH	DRAIN VALVE STYLE	APPLICATION
R12110	—	C	Wet or dry tank drain valve
R12102	18 in.	A	Wet or dry tank drain valve
R12102	7 in.	A	Wet or dry tank drain valve
R95512105	60 in.	A	Wet or dry tank drain valve
RKN21004	32 in.	A	Wet or dry tank drain valve
RKN21008	73.5 in.	A	Wet or dry tank drain valve
R95512103	34 in.	A	Wet or dry tank drain valve
R12102	10 in.	A	Wet or dry tank drain valve
RKN21004	48 in.	A	Wet or dry tank drain valve
RKN21004	19 in.	A	Wet or dry tank drain valve
RKN21004	14 in.	A	Wet or dry tank drain valve
R12102	12 in.	A	Wet or dry tank drain valve
R12104	20 in.	A	Wet or dry tank drain valve
R95512103	30 in.	A	Wet or dry tank drain valve
R95512103	32 in.	A	Wet or dry tank drain valve
R12104	38 in.	A	Wet or dry tank drain valve
R12102	22 in.	A	Wet or dry tank drain valve
R12102	24 in.	A	Wet or dry tank drain valve
R95512103	25 in.	A	Wet or dry tank drain valve
R95512103	36 in.	A	Wet or dry tank drain valve
R12104	42 in.	A	Wet or dry tank drain valve
RKN21004	24 in.	A	Wet or dry tank drain valve
RKN21004	36 in.	A	Wet or dry tank drain valve
R12100	No Cable	A	Wet or dry tank drain valve
R12102	76 in.	A	Wet or dry tank drain valve
R12102	14 in.	A	Wet or dry tank drain valve
RKN21008	97.5 in.	A	Wet or dry tank drain valve
R12102	16 in.	A	Wet or dry tank drain valve
RKN21004	48 in.	A	Wet or dry tank drain valve
R12104	48 in.	A	Wet or dry tank drain valve
RKN21004	38 in.	A	Wet or dry tank drain valve
R12102	2.94 in. dia.	A	Wet or dry tank drain valve
S934 315 043 0	12 in.	A	Wet or dry tank drain valve
S934 315 044 0	14 in.	A	Wet or dry tank drain valve

DRAIN VALVES


4


MANUAL				
	PART NO.	CABLE LENGTH	DRAIN VALVE STYLE	APPLICATION
	S934 315 045 0	19 in.	A	Wet or dry tank drain valve
	S934 315 046 0	20 in.	A	Wet or dry tank drain valve
	S934 315 047 0	24 in.	A	Wet or dry tank drain valve
	S934 315 048 0	30 in.	A	Wet or dry tank drain valve
	S934 315 049 0	32 in.	A	Wet or dry tank drain valve
	S934 315 050 0	36 in.	A	Wet or dry tank drain valve
	S934 315 051 0	38 in.	A	Wet or dry tank drain valve
	R95512105	48 in.	A	Wet or dry tank drain valve
	S934 315 054 0	2.94 in. dia.	N/A	Wet or dry tank drain valve
	R12112	N/A	B-2 1/4 Pipe Thread	Wet or dry tank drain valve

AUTOMATIC, HEATED				
 <p>(Shown without cable)</p>	PART NO.	MANUAL DRAIN VALVE	CABLE LENGTH	PORT IN WHICH MANUAL DRAIN IS MOUNTED
		RKN24003*	Yes	60 in.

AUTOMATIC, NON-HEATED				
	PART NO.	MANUAL DRAIN VALVE	CABLE LENGTH	PORT IN WHICH MANUAL DRAIN IS MOUNTED
		RKN24000	Yes	60 in.

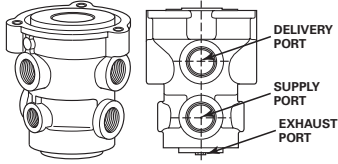
FOOT OPERATED VALVES

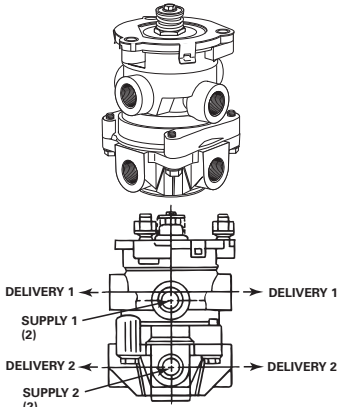
BENDIX E-6 FOOT VALVE				
	PART NO.	SUPPLY PORT	DELIVERY PORT	APPLICATION
	R955286171	(4) 3/8 in.	(4) 3/8 in.	Furnished less treadle and mounting brackets.

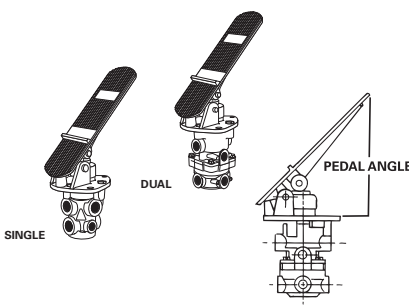
MANUAL FOOT VALVE					
	PART NO.	SUPPLY PORT	DELIVERY PORT	MOUNTING STUDS	APPLICATION
	RKN22150	(4) 3/8 in.	(4) 3/8 in.	5/16-24 x 5/8	Furnished less treadle and mounting brackets.

FOOT OPERATED VALVES

4





DUAL CIRCUIT VALVES						
	PART NO.	PORTS		MOUNTING STUDS		APPLICATION
		DEL.	SUP.	THD.	LENGTH	
	RKN22100	1/2	1/2	N/A	N/A	N/A


DUAL CIRCUIT VALVES						
	PART NO.	PORTS		MOUNTING STUDS		APPLICATION
		DEL.	SUP.	THD.	LENGTH	
	RKN22150	3/8	3/8	5/16-24	5/8	With studs, nuts, lockwashers

SINGLE OR DUAL CIRCUIT FOOT VALVE AND PEDAL				
	PART NO.	PEDAL ANGLE	TYPE	APPLICATION
	RKN22600	45°	Single	Off-Highway application
	RKN22521	34°	Dual	N30072HC supersedes N30072GC
	RKN22501	45°	Dual	N30072HB supersedes N30072GB
	RKN22610	27°	Single	Off-Highway application

GLADHANDS

4

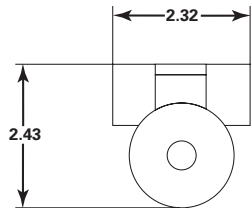
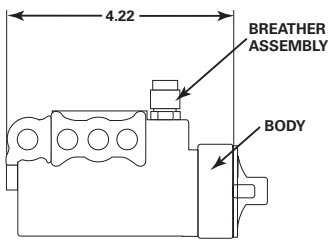
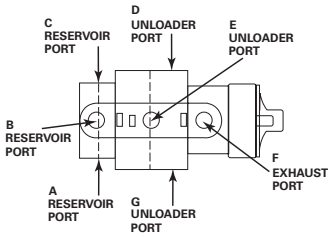
HOSE COUPLERS (GLADHANDS) CONVENTIONAL STYLE					
 <p>Type I - R10028</p>  <p>Type II - R10029</p>  <p>Type III - R10029</p> 	PART NO.	MATERIAL COMPOSITION	CONFIGURATION	SEAL TYPE	FILTER
	R11450	Aluminum/Steel	Universal	I	No
	R11460	Aluminum/Steel	Universal	I	Yes
	R11402	No Vent	Dummy and Chain Assembly	N/A	N/A
	R11401	No Vent	Dummy and Chain Assembly	N/A	N/A
	R11451	Aluminum/Steel	Emergency	I	No
	R11452	Aluminum/Steel	Service	I	No
	R11461	Aluminum/Steel	Emergency	III	No

SEAL			
	PART NO.	MATERIAL COMPOSITION	CONFIGURATION
	R10028	Nitrile	100 per pack
	R10029	N/A	100 per pack

GOVERNORS

PISTON TYPE


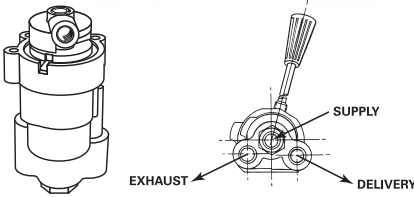
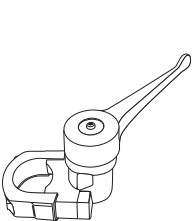
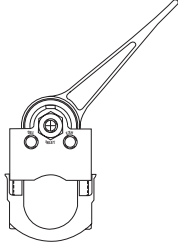
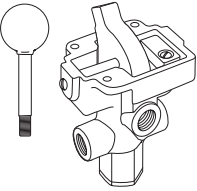
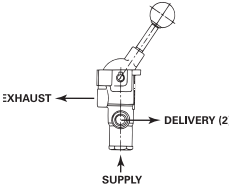
4


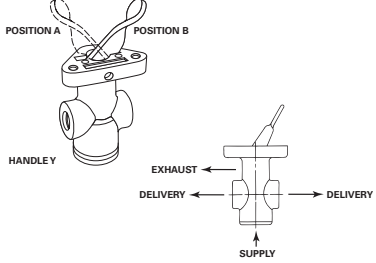


PART NO.	PORT THREAD SIZE RES.	PORT THREAD SIZE UNL.	PORT THREAD SIZE EXH.	CUT-IN PRESSURE RANGE	PORTS							APPLICATION
					A	B	C	D	E	F	G	
RKN18530	1/8-27NPTF	1/8-27NPTF	1/8-27NPTF	105	P	P	O	P	P	O	O	N/A
RKN18532	1/8-27NPTF	1/8-27NPTF	1/8-27NPTF	105	O	O	O	O	O	B	O	Water Resistant

HAND OPERATED VALVES

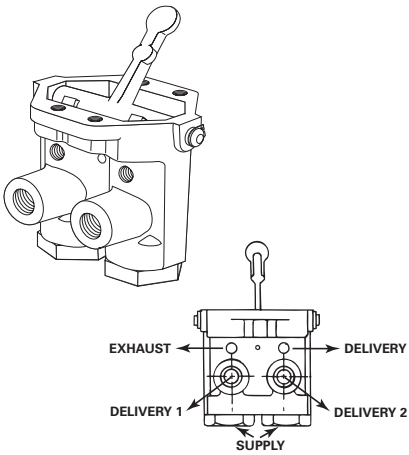
4

TRAILER BRAKE CONTROL						
	PART NO.	PORTS	TYPE	TRAVEL	HANDLE	APPLICATION
	RKN20541	1/4	Holdingw	70°	RKN20543	In-column mount
	RKN20542	1/4	Self-Return	50°	RKN20543	In-column mount
	RKN20545	3/8 PTC/1/4 PTC exhaust	Self-Return	50°	Yes	In-column mount
	RKN20561	1/4	Self-Return	70°	Yes	External steering column mount
	RKN20562	1/4	Self-Return	70°	Yes	External steering column mount
	RKN20580	1/4	Self-Returning	58°	Yes	Panel mount
	RKN20590	1/4	Self-Returning	58°	Yes	Panel mount
	RKN20581	1/4	Holding	58°	Yes	Panel mount

SINGLE FLIPPER STYLE					
	PART NO.	RELEASE POSITION	TYPE	MOUNTING HOLES	HANDLE FINISH
	RKN20001	A	Y	(1) #10-24, (1) .22 dia.	Chrome

HAND OPERATED VALVES

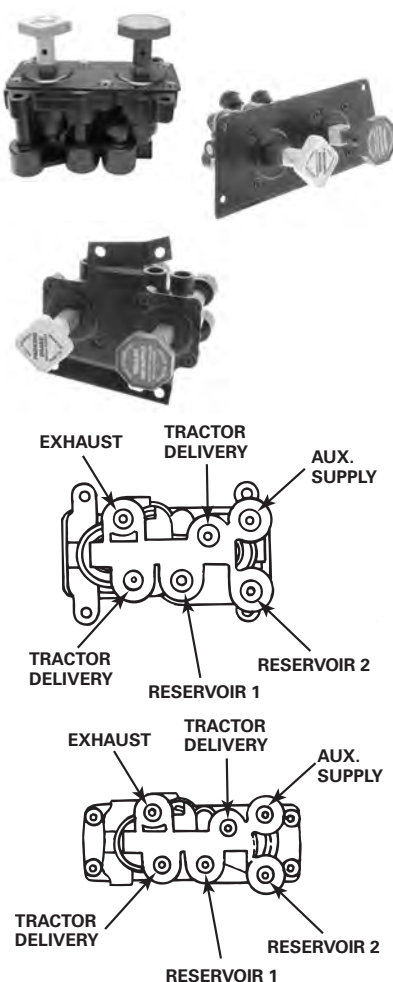
DOUBLE FLIPPER STYLE



PART NO.	APPLIED/HOLD POSITIONS	PORT SIZES		
		SUPPLY A	SUPPLY B	DELIVERY 2 PLACES
RKN20080	1	1/4	1/4	1/8
RKN20090	2	1/4	1/4	1/8
RN15791H*	2	Plug	1/4	1/8
RN15791T	3	1/8	1/8	1/8
RN15791V*	2	Plug	1/4	1/8

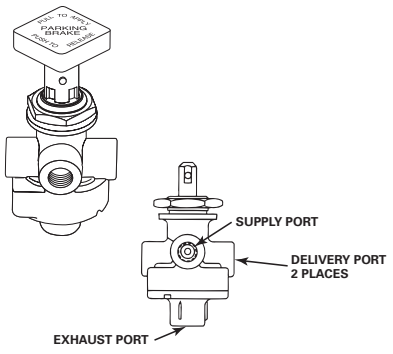
4


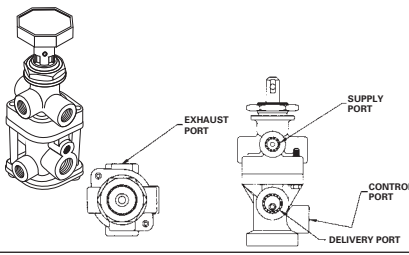
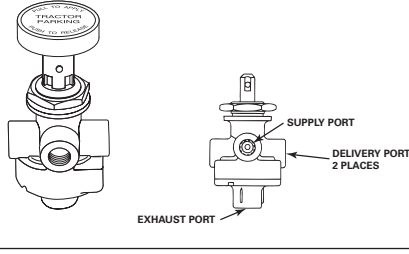
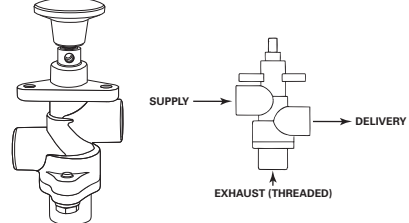
PARK BRAKE VALVES — 2-KNOB



PART NO.	4-MOUNTING HOLES THREADED INSERTS	MOUNTING/ KNOB ORIENTATION	PORTS	APPLICATION
RKN20615	.28 dia.	Horizontal	1/4	N/A
RKN20606	1/4-20 UNC-2B	Horizontal	1/4	Volvo/GM cover part; standard mounting pattern
RKN20607	M6 x 1-6H	Vertical	3/8 PTC	Volvo Application
RKN20612	10-24 UNC-2B	Horizontal	1/4	N/A
RKN20611	1/4-20 UNC-2B	Horizontal	1/4	N/A
RKN20622	5/16 dia.	Vertical	3/8 PTC	Freightliner Application
RKN20619	.24 dia.	Horizontal	3/8 PTC	Volvo Application
RKN20632	N/A	Horizontal	3/8 PTC	Horizontal - M6 metric nuts on cover
RKN20636	N/A	Horizontal	3/8 PTC	Made


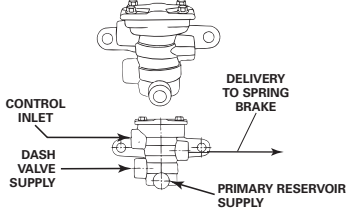
HAND OPERATED VALVES


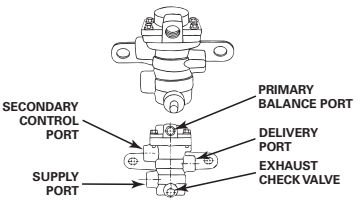
PARK BRAKE VALVES – 1-KNOB			
	PART NO.	POP PRESSURE	APPLICATION
	RKN20021	35 ± 10 psi	N/A
	RKN20022	35 ± 10 psi	Truck only


PUSH-PULL STYLE					
	PART NO.	DELIVERY AND EXHAUST PORTS	MOUNTING HOLE	POP PRESSURE	APPLICATION
	RKN20031	1/4 in.	3/4 in.	25 - 35 PSI	Panel or bulkhead mount
	RKN20025	1/8-27 NPTF	7/8 in.	35 psi	With knob
	RKN20035	1/8-27 NPTF	7/8 in.	17.5 ± 12.5 psi	With knob
	RKN20010	1/4 in.	3/4 in.	25/40 psi	With N14515 knob
	RKN20011	1/4 in.	3/4 in.	0 psi	Knob, plate and mounting screws are shipped loose

INVERSION VALVES

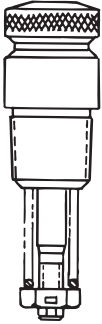

4

1-LINE				
	PART NO.	PORTS	SECONDARY CONTROL LINE	PRIMARY BALANCE LINE
		RKN28030	1/4 in.	Yes
RKN28034		1/4 in.	Yes	No

2-LINE				
	PART NO.	PORTS	SECONDARY CONTROL LINE	PRIMARY BALANCE LINE
		RKN28032	1/4 in.	Yes

INVERSION RELAY				
	PART NO.	PORTS	SECONDARY CONTROL LINE	PRIMARY BALANCE LINE
		S971 899 152 0	N/A	N/A

PRESSURE RELIEF VALVES

PRESSURE RELIEF VALVES					
		PART NO.	PIPE THREAD SIZE	BODY STYLE	PSI (Factory Set)
 <p>Body Style 1</p>	 <p>Body Style 2</p>	RKN31300	3/8	1	150
		RKN31300	1/2	1	150
		RKN31200	1/4 sealant	1	150
		RKN31250	3/8 sealant	1	150
		RKN31250	3/8 sealant	1	150
		RKN31200	1/4 sealant	1	150
		RKN31200	1/4	1	150
		RKN31400	1/4	2	150
		S963 880 011 0	1/4	4	Compressor Application, 400°F
		S963 880 012 0	16 mm	5	150
		RKN31528	1/4 sealant	3	170

QUICK RELEASE VALVES

4

QUICK RELEASE VALVES				
	PART NO.	INLET PORT	OUTLET DELIVERY PORTS	DIFFERENTIAL PSI
	RKN32060	3/8	3/8	6
	RKN32011	1/2	3/8	0
	RKN32005	3/8	3/8	0
	RKN32006	3/8	3/8	3
	RKN32003	1/2	3/8	3
	RKN32050	1/2	3/8	6
	RKN32014	1/2	1/2 PTC	0

PTC = Push-to-Connect fittings
 90° = Elbow

QUICK RELEASE VALVES

QUICK RELEASE VALVES WITH TWO-WAY CHECK

	PART NO.	INLET OR CONTROL		DELIVERY		BRACKET POSITION
		1 — FROM PARK CONTROL VALVE	2 — FROM REAR AXLE SERVICE BRAKE			
	RKN32041	1/4	1/4	3/8	3/8	Up

4

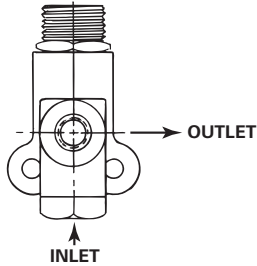
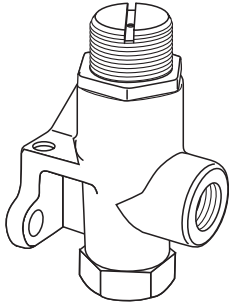
IN-LINE

	PART NO.	NIPPLE TRACTOR SIDE	VIBRA-SEAL TRACTOR SIDE	NIPPLE OR BUSHING TRAILER SIDE	VIBRA-SEAL TRAILER SIDE	PROTECTIVE SCREEN	VALVE STYLE
	S973 899 023 0	No	No	Yes	No	Yes	A
S973 899 028 0	Yes	Yes	No	No	Yes	A	

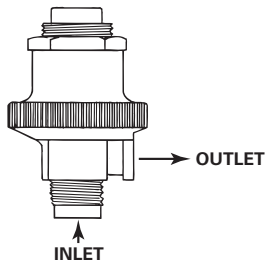
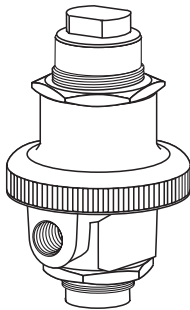
REGULATING VALVES

AIR REGULATING VALVES – ADJUSTABLE

4



Style A

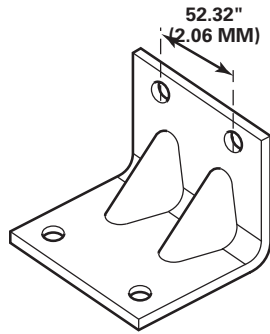


Style B

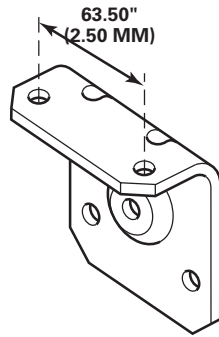
PART NO.	FACTORY PRESSURE SETTING (± 5 PSI)	INLET	OUTLET	STYLE
RKN31040	20 psi	1/4	1/4	A
RKN31050	45 psi	1/4	1/4	A
RKN31060	65 psi	1/4	1/4	A
RKN31080	60 psi	3/8	1/4	B
RKN31041	50 psi	3/8	1/4	B

RELAY VALVES

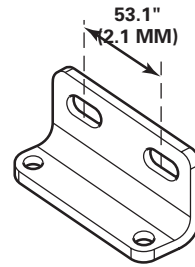
BRACKET STYLES



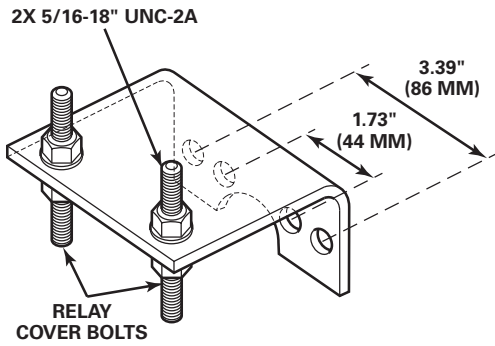
"A"



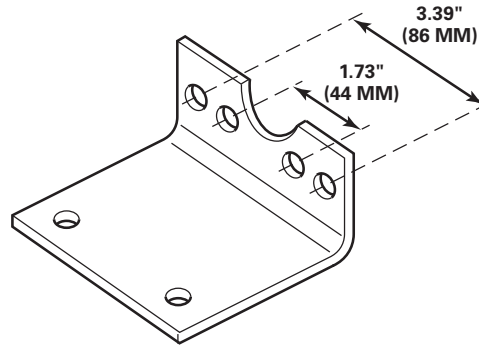
"B"



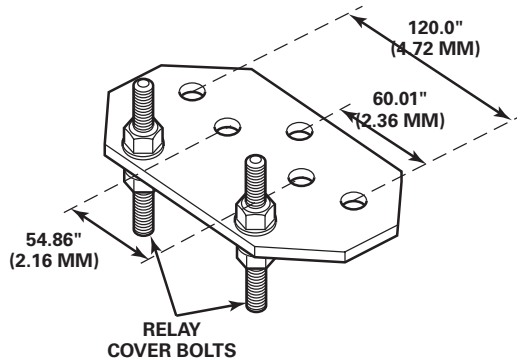
"C"



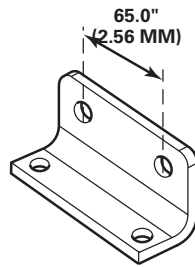
"D"



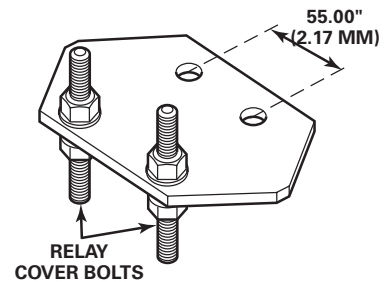
"E"



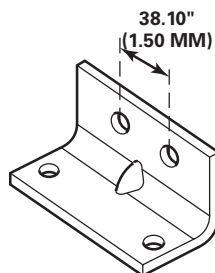
"F"



"G"

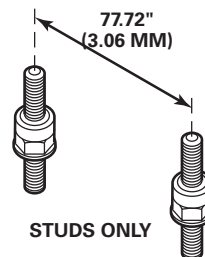


"H"



Style "I" may be bolted-on or cast.

"I"



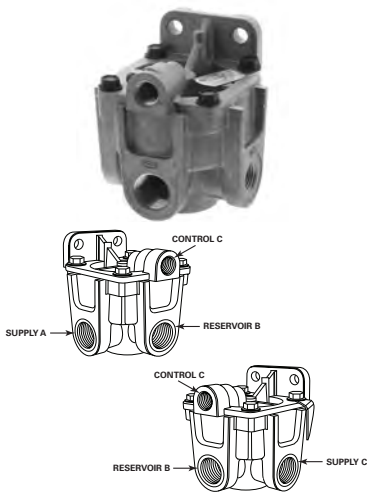
STUDS ONLY

"J"

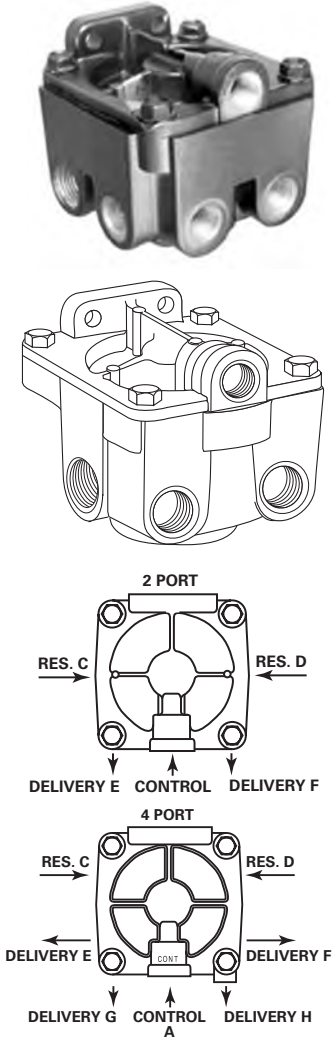
RELAY VALVES

4

RG-2											
PART NO.	CONTROL		SUPPLY		DELIVERY				CRACK PRESSURE	COVER POSITION	BRACKETT STYLE
	A	B	C	D	E	F	G	H			
RKN28520	1/4		1/2	plug	1/2	1/2			6.0 psi	90°	I
RKN28500	1/4		3/8	3/8	3/8	3/8			6.0 psi	90°	I
RKN28510	1/4		1/2	plug	3/8	3/8			6.0 psi	90°	I



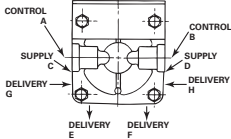
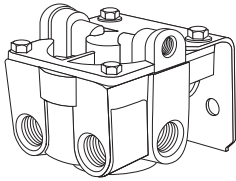
SERVICE											
PART NO.	CONTROL		SUPPLY		DELIVERY				CRACK PRESSURE	COVER POSITION	BRACKETT STYLE
	A	B	C	D	E	F	G	H			
RKN28060	3/8		1/2	1/2	3/8	3/8			4.6 psi	0°	I
RKN28061	3/8		1/2	1/2	1/2	1/2			4.6 psi	0°	I
RKN28080	3/8		1/2	plug	3/8	3/8	3/8	3/8	7.0 psi	0°	I
RKN28300	3/8		1/2	1/2	1/2	1/2			0 psi	N/A	I
RKN28131	1/4		1/2	1/2	1/2	1/2			4.0 psi	270°	A
RKN28140	1/4		1/2	plug	1/2	1/2			4.6 psi	0°	B
RKN28132	3/8		1/2	1/2	1/2	1/2			7.0 psi	0°	I
RKN28042	1/4		1/2	1/2	1/2	1/2	1/2	1/2	4.6 psi	0°	D
RKN28067	1/4		1/2	1/2	1/2	1/2	1/2	1/2	4.6 psi	0°	E
RKN28066	1/4		1/2	1/2	1/2	1/2	1/2	1/2	4.6 psi	0°	F
RKN28066	1/4		1/2	1/2	1/2	1/2	1/2	1/2	4.6 psi	0°	J
RKN28085	1/4		1/2	1/2	1/2	1/2	1/2	1/2	4.6 psi	0°	G



RELAY VALVES

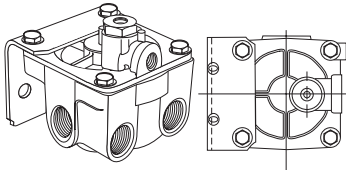
SERVICE WITH OPTIONAL TOP PORT CONTROL

PART NO.	CONTROL		SUPPLY		DELIVERY				CRACK PRESSURE	COVER POSITION	BRACKETT STYLE
	A	B	C	D	E	F	G	H			
RKN28065	1/4	1/4	1/2	1/2	1/2	1/2			4.6 psi	90°/270°	B
RKN28140	1/4	1/4	plug	1/2	1/2	1/2			4.6 psi	270°	B



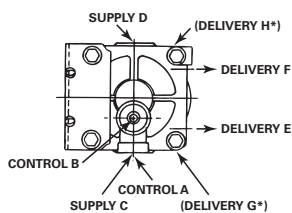
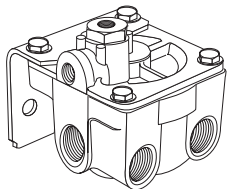
SERVICE WITH BIASED PRESSURE

PART NO.	CONTROL		SUPPLY		DELIVERY				CRACK PRESSURE	COVER POSITION	BRACKETT STYLE
	A	B	C	D	E	F	G	H			
RKN28051	1/4	1/4	1/2	1/2	1/2	1/2	1/2	1/2	Primary control port 4.6 psi	0°	E
RKN28055	1/4	1/4	1/2	1/2	1/2	1/2	1/2	1/2		Secondary control port 9.6 psi	0°
RKN28053	1/4	1/4	1/2	1/2	1/2	1/2	1/2	1/2	Secondary control port 9.6 psi	0°	G



SPRING WITH DOUBLE CHECK VALVE

PART NO.	CONTROL		SUPPLY		DELIVERY				CRACK PRESSURE	COVER POSITION	BRACKETT STYLE
	A	B	C	D	E	F	G	H			
RKN28071	1/4	1/8	1/2	plug	1/2	1/2			4.6 psi	90°	B down
RKN28072	1/4	1/8	plug	1/2	1/2	1/2			4.6 psi	90°	B down
RKN28072	1/4	1/8	1/2	plug	1/2	1/2			4.6 psi	90°	B up
RKN28043	1/4	1/8	1/2	plug	1/2	1/2			4.6 psi	270°	B down
RKN28073	1/4	1/8	1/2	plug	1/2	1/2			4.6 psi	90°	E down
RKN28041	1/4	1/8	1/2	plug	1/2	1/2	1/2	1/2	4.6 psi	270°	B
RKN28069	1/4	1/4	1/2	1/2	3/8	3/8	3/8	3/8	4.6 psi	0°	G
RKN28063	1/4	1/4	1/2	1/2	3/8	3/8	3/8	3/8	4.6 psi	0°	C
RKN28140	1/4	1/8	1/2	1/2	1/2	1/2			4.6 psi	0°	I



TRACTOR PROTECTION VALVES

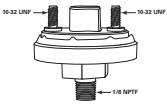


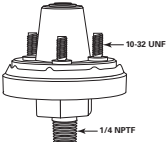
TRACTOR PROTECTION VALVES TWO-LINE					
	PART NO.	TRACTOR SERVICE	TRACTOR EMERGENCY	TRAILER SERVICE	TRAILER EMERGENCY
	RKN34061	3/8	1/4	1/2	1/2
	RKN34060	3/8	1/4	1/2	1/2

PTC = Push-to-Connect fittings

4

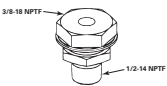
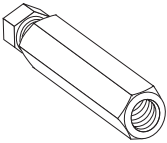
	PART NO.	PORTS							EXHAUST FITTINGS (H)	REMARKS	COVER POSITION
		A	B	C	D	E	F	G			
	RKN34110	3/8	3/8	3/8	1/4	1/2	1/2	3/8	YES	TRAC. EM 3/8	0°
	RKN34130	3/8	3/8	3/8	1/4	1/2	1/2	3/8	YES	N/A	180°
	RKN34111	3/8	3/8	3/8	1/4	1/2	1/2	3/8	NO	N/A	0°
	RKN34101	1/2 PTC	3/8 PTC	3/8 PTC	1/4	1/2	1/2	3/8 PTC	NO	N/A	0°
	RKN34123	1/2 PTC	3/8 PTC	3/8 PTC	1/4	1/2	1/2	3/8 PTC	NO	N/A	N/A

ACCESSORIES – ELECTRICAL

ELECTRO-PNEUMATIC SWITCHES		
PARK BRAKE SWITCH		
	PART NO.	APPLICATION
	RBE13240	Actuates at 55 psi. Single pole, two terminal design. Circuit normally closed at 0 pressure.
LOW AIR SWITCH		
	PART NO.	APPLICATION
	RBE13241	Actuates at 70 ± 5 psi. Single pole, two terminal design. Circuit normally closed at 0 pressure. 12 volt or 24 volt
SERVICE CIRCUIT STOPLIGHT SWITCH		
	PART NO.	APPLICATION
	RBE13250*	Actuates at 3-5 psi. Single pole, two terminal design. Circuit normally open at 0 pressure. Solid state contacts. Snap action design to increase switch life. Tested at one million cycles at 30 Amps. Pole size 1/4-8NPT
TRAILER EMERGENCY STOPLIGHT SWITCH SWITCH		
	PART NO.	APPLICATION
	RBE13255	Actuates at 55 psi. Single pole, double throw, three-terminal design. Circuits normally one open, one closed.





*with nuts

ACCESSORIES


BULKHEAD FITTING (FRAME NIPPLE)		
	PART NO.	APPLICATION
	S893 891 003 2	Frame Nipple
IN-LINE FILTERS		
	PART NO.	APPLICATION
	RKN31026	2 female ports (1/4 in. ports)
	RKN31025	1 female port, 1 male port (1/4 in. ports)

ACCESSORIES

4

KNOBS		
	PART NO.	APPLICATION
	R102684A	Dash Control, 1/4-28 UNF, Black body
	RAD25079	Front Brake Limiting (wet road), 1/4-28 UNF, Yellow body
	R12503	Park, 1/4-20 UNF, Yellow body
	R12509	Park, 1/4-28 UNF, Black body

ACCESSORIES – TREADLES

ALUMINUM TREADLES			
	PART NO.	PEDAL ANGLE	APPLICATION
	RSN4017E	34°	N/A
	RSN4017A	45°	N/A
	RSN4017F	27°	N/A
	RN21052	N/A	Treadle only. Mack application

ADDITIONAL VALVES AND PARTS

CONTROL VALVE		
	PART NO.	APPLICATION
IMAGE NOT AVAILABLE AT TIME OF PRINTING	S973 009 010 0	N/A




EMISSION VALVE			
	PART NO.	APPLICATION	
	S975 009 004 0	N/A	
	PART NO.	VOLT.	APPLICATION
	S446 091 303 0	12	2/2


TABLE OF CONTENTS


TITLE	PAGE
CLUTCH CONTROLS.....	5-2


CLUTCH CONTROL SYSTEMS - OEM AND SERVICE PARTS									
OEM Production Only				Service Parts Only					
Platform	Prior Gen CC System	Prior Gen CC System	Current Gen CC System	Pedal Unit	Hose	Slave Cylinder	Label	Pedal Pad	Brake Fluid
M2	N/	N/	400 030 004 0	S965 001 103 0	S452 698 011 0	S970 051 503 0	S899 201 601 4	S897 730 050 4	S830 503 059 4
	N/A	N/A	400 030 011 0		S452 698 013 0				
	N/A	N/A	400 030 012 0	S965 001 104 0	S452 698 011 0				
	N/A	N/A	400 030 005 0		S452 698 012 0				
	400 310 001 0	400 030 007 0	400 030 027 0	S965 001 106 0	S452 698 014 0				
	400 310 002 0	400 030 013 0	400 030 028 0		S452 698 012 0				
	400 310 006 0	400 030 025 0	400 030 030 0	S965 001 209 0	S452 698 012 0				
	400 310 005 0	400 030 024 0	400 030 029 0		S452 698 014 0				
P3	400 310 003 0	400 030 015 0	400 030 033 0	S965 001 208 0	S452 698 014 0				
	400 310 004 0	400 030 016 0	400 030 034 0		S452 698 014 0				
Western Star	400 310 007 0	400 030 026 0	400 030 031 0	S965 001 209 0	S452 698 008 0				
	400 310 008 0	400 030 050 0	400 030 032 0		S452 698 007 0				
	N/A	N/A	400 030 051 0	S965 001 058 0	S452 698 012 0				
M2	400 310 009 0	S965 001 117 0	400 030 035 0	S965 001 116 0	N/A	N/A	N/A	N/A	N/A


5


HOSES			
	PART NO.	DESCRIPTION	APPLICATION
	S452 698 014 0	Hydraulic Hose	2.4 meters
	R950051	Kit	2.2 meter hose with retaining ring
	S452 698 012 0	Hose	2.2 meter hose

HYDRAULIC CLUTCH PEDAL		
	PART NO.	APPLICATION
	S965 001 106 0	Hydraulic Clutch Pedal unit for unsynchronized system without OCS

PEDAL ASSEMBLY		
	PART NO.	APPLICATION
	S965 001 208 0	For unsynchronized system with OCS

REPAIR KIT		
	PART NO.	APPLICATION
	S965 001 900 2	Repair kit for clutch pedal part numbers 965 001 103 0, 965 001 106 0, 965 001 208 0 & 965 001 209 0

CLUTCH SERVO			
	PART NO.	MAKE	APPLICATION
	S970 051 510 0	Volvo	With air pressure assist
	S970 051 511 0	Navistar	With quick connect adapter
	S970 051 506 0	DTNA	With air pressure assist

SLAVE CYLINDER			
	PART NO.	MAKE	APPLICATION
	S970 051 505 0	Volvo	Without quick connect adapter. Pushrod 99.1mm
	S970 051 509 0	Volvo	Without quick connect adapter. Pushrod 79mm
	S970 051 512 0	Navistar	With quick connect adapter
	S970 051 501 7	Volvo	Without quick connect adapter
	S970 051 503 0	Freightliner	With hose connector (without pushrod)


SLAVE CYLINDER

IMAGE NOT AVAILABLE AT TIME OF PRINTING	PART NO.	MAKE	APPLICATION
	S400 850 904 0	N/A	With hose connector & with 90 deg fitting

SWITCH KIT

IMAGE NOT AVAILABLE AT TIME OF PRINTING	PART NO.	APPLICATION
	S965 001 009 2	Repair kit for clutch pedal part numbers S965 001 103 0, S965 001 106 0, S965 001 208 0, S965 001 209 0 & S965 001 116 0


MECHANICAL CLUTCH PEDAL

	PART NO.	APPLICATION
	S965 001 116 0	For mechanical system with OCS


5

TABLE OF CONTENTS





TITLE	PAGE
COMPRESSORS.....	6-2
REPAIR KITS	6-4



	PART NO.	MODEL	NEW/REMAN	REPAIR KIT	CYLINDERS
IMAGE NOT AVAILABLE AT TIME OF PRINTING	S411 141 552 0	Various	New	N/A	Single Cylinder - 159cc
	S912 125 000 0	N/A	New	N/A	Single Cylinder - 238cc

CATERPILLAR




	PART NO.	MODEL	NEW/REMAN	REPAIR KIT	CYLINDERS
	S911 154 518 0	C3126, C7, C9	New	N/A	Single Cylinder - 250cc

MACK


	PART NO.	CORE NO.	GROUP NO.	MODEL	NEW/REMAN	REPAIR KIT	CYLINDERS
	S911 153 055 0X	XM1801	MW001	ASET Applications	Reman	S911 906 800 2	Single Cylinder for Thru Drive - 318cc
	S911 515 008 7	XM1804	MW001	ASET Applications	Service Exchange	N/A	Twin Cylinder - 636cc
	S912 142 002 0X	XM1806	MW001	HDEP Applications	Reman	N/A	Single Cylinder - 318cc
	S912 542 007 0X	XM1802	MW009	HDEP Applications	Reman	N/A	Twin Cylinder - 636cc

PACCAR							
	PART NO.	CORE NO.	GROUP NO.	MODEL	NEW/ REMAN	REPAIR KIT	CYLINDERS
	S912 518 105 7	XM1815	MW012	MX-13	Service Exchange	N/A	Twin Cylinder - 636cc
	S912 518 108 7	XM1815	MW012	MX-13	Service Exchange	N/A	Twin Cylinder - 476cc
IMAGE NOT AVAILABLE AT TIME OF PRINTING	S912 518 109 7	XM1815	MW012	MX-11	Service Exchange	N/A	Twin Cylinder - 476cc
IMAGE NOT AVAILABLE AT TIME OF PRINTING	S912 518 111 7	XM1815	MW012	MX-11	Service Exchange	N/A	Twin Cylinder - 636cc
IMAGE NOT AVAILABLE AT TIME OF PRINTING	S912 518 112 7	XM1815	MW012	MX-13	Service Exchange	N/A	Twin Cylinder - 636cc

6

VOLVO							
	PART NO.	CORE NO.	GROUP NO.	MODEL	NEW/ REMAN	REPAIR KIT	CYLINDERS
	S412 704 008 7	XM1803	MW013	D-12	Service Exchange	N/A	Twin Cylinder - 704cc
	S912 512 029 OX	XM1802	MW009	HDEP Applications	Reman	N/A	Twin Cylinder - 636cc
	S912 512 033 7	XM180?	MW0?	HDEP Applications	Service Exchange	S912 512 940 2	2-cylinder clutch compressor - 636cc

REPAIR KITS

	PART NO.	DESCRIPTION	APPLICATION
	S911 906 800 2	Head Repair Kit	MACK - ASET Applications
<p>IMAGE NOT AVAILABLE AT TIME OF PRINTING</p>	S912 518 927 2	Tube Repair Kit	PACCAR MX North America, ALL

For WABCO Cummins Units, please see PB1484.

TABLE OF CONTENTS

TITLE	PAGE
ONGUARD™ COLLISION MITIGATION UNITS	7-5
ONGUARD™ COLLISION MITIGATION DISPLAY UNITS.....	7-5
ONGUARD™ COLLISION MITIGATION REPAIR PARTS	7-5
ONLANE™ LANE DEPARTURE WARNING	7-7

ONGUARD™



Radar Sensor

Unit Radar Kit

OE	Model	Part Number	Description
Freightliner Kits* To replace Gen. 1 radars with Gen. 2	Cascadia with Cummins Engine	S400 871 942 2	Manual Transmission
	Cascadia with Cummins Engine	S400 871 943 2	AMT transmission
	Cascadia with Cummins Engine	S400 850 818 0	OnGuard Radar Unit only
	Cascadia with Detroit 2010 Engine	S400 871 940 2	Manual Transmission
	Cascadia with Detroit 2010 Engine	S400 871 941 2	AMT Transmission
Freightliner	P3	S400 850 846 0	OnGuard Display Unit for DTNA-Freightliner Vehicles
	Cascadia with Detroit 2013 Engine	S400 871 010 0	Radar Sensor Unit - DTNA Manual Transmission
	Cascadia with Cummins Engine	S400 871 011 0	Radar Sensor Unit - DTNA Manual Transmission
	Cascadia with Detroit 2013 Engine	S400 871 020 0	Radar Sensor Unit - DTNA AMT Transmission
	Cascadia with Cummins Engine	S400 871 021 0	Radar Sensor Unit - DTNA AMT Transmission
	Cascadia with Detroit 2013 Engine	S400 871 030 0	Radar Sensor Unit - DTNA Allison Automatic
	Cascadia with Cummins 2013 Engine	S400 871 031 0	Radar Sensor Unit - DTNA Allison Automatic
	Cascadia with Detroit 2010 Engine	S400 871 040 0	Radar Sensor Unit - DTNA Manual Transmission
	Cascadia with Detroit 2010 Engine	S400 871 041 0	Radar Sensor Unit - DTNA AMT Transmission
	Cascadia with Detroit 2013 Engine	S400 871 510 0	500Kbps Radar Sensor Unit - DTNA Manual Transmission
	Cascadia with Cummins Engine	S400 871 511 0	500Kbps Radar Sensor Unit - DTNA Manual Transmission
	Cascadia with Detroit 2013 Engine	S400 871 520 0	500Kbps Radar Sensor Unit - DTNA AMT Transmission
	Cascadia with Cummins Engine	S400 871 521 0	500Kbps Radar Sensor Unit - DTNA AMT Transmission
	Cascadia with Detroit 2013 Engine	S400 871 530 0	500Kbps Radar Sensor Unit - DTNA Allison Automatic
	M2 with CUMMINS ISL with Compression Retarder	S400 871 061 0	Radar Sensor Unit - Allison Automatic
	M2 with CUMMINS ISL + ISB with Exhaust Retarder	S400 871 062 0	Radar Sensor Unit - Allison Automatic
	M2 with CUMMINS ISL with Compression Retarder	S400 871 561 0	500Kbps Radar Sensor Unit - Allison Automatic
	M2 with CUMMINS ISL + ISB with Exhaust Retarder	S400 871 562 0	500Kbps Radar Sensor Unit - Allison Automatic

*Does not retrofit OnGuard™ to a vehicle that does not already have OnGuard™.

ONGUARD™



Radar Sensor

Unit Radar Kit

OE	Model	Part Number	Description
Kenworth	T680 with MX Engine	S400 871 254 0	Radar Sensor Unit - AMT Transmission
	T680 with MX Engine	S400 871 255 0	Radar Sensor Unit - Manual Transmission
	T680 with Cummins Engine	S400 871 256 0	Radar Sensor Unit - AMT Transmission
	T680 with Cummins Engine	S400 871 257 0	Radar Sensor Unit - Manual Transmission
Navistar	ProStar MAXXFORCE	S400 871 110 0	Radar Sensor Unit - Manual Transmission
	ProStar MAXXFORCE	S400 871 120 0	Radar Sensor Unit - AMT Transmission
	ProStar CUMMINS	S400 871 140 0	Radar Sensor Unit - Manual Transmission
	ProStar CUMMINS	S400 871 150 0	Radar Sensor Unit - AMT Transmission
	ProStar	S400 871 640 0	Radar Sensor Unit -500Kbps - Manual Transmission
	ProStar	S400 871 650 0	Radar Sensor Unit -500Kbps - AMT Transmission
	ProStar	S400 871 660 0	Radar Sensor Unit -500Kbps - Automatic Transmission
Navistar Kit* To replace Gen. 1 radars with Gen. 2	ProStar MAXXFORCE	S400 871 945 2	Nav-1, 1-piece metal bumper
	ProStar MAXXFORCE	S400 871 944 2	Nav-3, 1-piece metal bumper
	ProStar MAXXFORCE	S400 870 840 0	Display Unit
Peterbilt	P587 with MX Engine	S400 871 262 0	Radar Sensor Unit - AMT Transmission
	P587 with MX Engine	S400 871 261 0	Radar Sensor Unit - Manual Transmission
	P587 with Cummins Engine	S400 871 264 0	Radar Sensor Unit - AMT Transmission
	P587 with Cummins Engine	S400 871 263 0	Radar Sensor Unit - Manual Transmission
	P579 with MX Engine	S400 871 262 0	Radar Sensor Unit - AMT Transmission
	P579 with MX Engine	S400 871 261 0	Radar Sensor Unit - Manual Transmission
	P587 with Cummins Engine	S400 871 264 0	Radar Sensor Unit - AMT Transmission
	P587 with Cummins Engine	S400 871 263 0	Radar Sensor Unit - Manual Transmission
Peterbilt Kits* To replace Gen. 1 radars with Gen. 2	587 with Cummins Engine	S400 871 947 2	Radar Kit - Manual Transmission
	587 with Cummins Engine	S400 871 948 2	Radar Kit - AMT transmission

*Does not retrofit OnGuard™ to a vehicle that does not already have OnGuard™.

ONGUARD™



Radar Sensor

Unit Radar Kit



OE	Model	Part Number	Description
Western Star	Phantom - Detroit 2013 Engine	S400 871 051 0	Radar Sensor Unit - Manual
	Phantom - Detroit 2013 Engine	S400 871 052 0	Radar Sensor Unit - AMT
	Phantom - Detroit 2013 Engine	S400 871 551 0	500Kbps Radar Sensor Unit - Manual
	Phantom - Detroit 2013 Engine	S400 871 552 0	500Kbps Radar Sensor Unit - AMT
All Navistar and DTNA	All Models	S400 870 801 0	Display, 250 Kbps
		S400 871 850 0	Display, 500 Kbps
All Makes	All Models	S400 878 200 0	Gen2 Radar Sensor Fascia - Connector Driver's Side
		S400 878 201 0	Gen2 Radar Sensor Fascia - Connector Passenger's Side
		S400 850 823 0	Gen1 Radar FASCIA, Radar Bracket
		S400 850 824 0	Gen1 Radar ACC Front Mount

7



SENSOR COVERS AND BRACKETS

	PART NO.	APPLICATION
	S400 850 823 0	Top cover
	S400 850 824 0	Bottom cover
	S400 878 200 0	For the generation 2 radar sensor RH connector


ONGUARD™ – UNITS AND PARTS


CABLES		
	PART NO.	APPLICATION
	S400 850 811 0	Radar Chassis Stub, FL P3
	S400 850 813 0	Stop Lamp relay Dash Overlay, FL P3
	S400 877 001 0	Radar Harness


DISPLAY UNITS

DISPLAY UNIT		
	PART NO.	APPLICATION
	S400 850 797 0	Driver Display
	S400 870 840 0	Navistar MaxxForce
	S400 850 846 0	DTNA Freightliner P3
	S400 870 862 0	Driver Interface
	S400 870 810 0	Peterbilt and Kenworth
	S400 871 801 0	Navistar and DTNA all models, 250 Kbps
	S400 871 850 0	Navistar and DTNA all models, 500 Kbps

REPAIR PARTS

ADJUSTER		
	PART NO.	APPLICATION
	S400 850 796 2	Thru holes, ACC radar mount


SCREW ADJUSTER		
	PART NO.	APPLICATION
	S400 850 798 4	Adjuster Screw for radar assembly


CLIP BALL SOCKET		
	PART NO.	APPLICATION
	S895 821 511 4	Freightliner


ONLANE™

OE	Model	Part Number	Description
Freightliner	Cascadia	S400 873 000 0	
	M2-106 with 160 LoPro	S400 873 007 0	
	M2-106 with 280	S400 873 021 0	
	M2-106 with 160 HiPro	S400 873 024 0	
	Cascadia	S400 873 008 0	LDW-Video Data Recording
	M2-106 with 160 LoPro	S400 873 013 0	LDW-Video Data Recording
	M2-106 with 280	S400 873 022 0	LDW-Video Data Recording
	M2-160 with 160 HiPro	S400 873 025 0	LDW-Video Data Recording
	Cascadia	S400 873 103 2	Aftermarket Kit
	M2-106 with 160 LoPro	S400 873 105 2	Aftermarket Kit
	M2-106 with 280	S400 873 117 2	Aftermarket Kit
	M2-106 with 160 HiPro	S400 873 119 2	Aftermarket Kit
	Cascadia	S400 873 109 2	Aftermarket Kit - Video Data Recorder
	M2-106 with 160 LoPro	S400 873 114 2	Aftermarket Kit - Video Data Recorder
	M2-106 with 280	S400 873 118 2	Aftermarket Kit - Video Data Recorder
	M2-106 with 160 HiPro	S400 873 120 2	Aftermarket Kit - Video Data Recorder
Navistar	ProStar	S400 873 002 0	Lane Departure Warning
		S400 873 009 0	LDW-Video Data Recording
		S400 873 104 2	Aftermarket Kit
		S400 873 110 2	Aftermarket Kit - Video Data Recorder
Kenworth	T660/T800	S400 873 004 0	Lane Departure Warning
	T700	S400 873 005 0	Lane Departure Warning
	T680	S400 873 006 0	Lane Departure Warning
	T660/T800	S400 873 010 0	LDW-Video Data Recording
	T700	S400 873 011 0	LDW-Video Data Recording
	T680	S400 873 012 0	LDW-Video Data Recording
	T660/T800	S400 873 106 2	Aftermarket Kit
	T700	S400 873 107 2	Aftermarket Kit
	T680	S400 873 108 2	Aftermarket Kit
	T660/T800	S400 873 111 2	Aftermarket Kit - Video Data Recorder
	T700	S400 873 112 2	Aftermarket Kit - Video Data Recorder
T680	S400 873 113 2	Aftermarket Kit - Video Data Recorder	
Peterbilt	PB587	S400 873 005 0	Lane Departure Warning
	PB579	S400 873 006 0	Lane Departure Warning
	PB587	S400 873 011 0	LDW-Video Data Recording
	PB579	S400 873 012 0	LDW-Video Data Recording
	PB587	S400 873 107 2	Aftermarket Kit
	PB579	S400 873 108 2	Aftermarket Kit
	PB587	S400 873 112 2	Aftermarket Kit - Video Data Recorder
	PB579	S400 873 113 2	Aftermarket Kit - Video Data Recorder
Western Star	Phantom	S400 873 019 0	Base
		S400 873 020 0	Base + Video Recording
		S400 873 115 2	Aftermarket Kit - Lane Departure Warning
		S400 873 116 2	Aftermarket Kit - LDW with Video Data Recording
Brackets	Cascadia	S400 873 100 0	Bracket
	All Other Vehicles	S400 873 101 0	Bracket
	KW T700/PB587	S400 873 102 0	Bracket

ONLANE™ – LANE DEPARTURE WARNING

SAFETRAK 4		
	PART NO.	APPLICATION
	S400 873 000 0	Freightliner/Cascadia
	S400 873 002 0	LDW Navistar / ProStar
	S400 873 004 0	LDW KW T660/T800
	S400 873 005 0	LDW KW T700/PB587
	S400 873 006 0	KW T680/PB579
	S400 873 008 0	VDR Freightliner/Cascadia
	S400 873 009 0	LDW/VDRNavistar/ProStar
	S400 873 010 0	VDR KWT660/800
	S400 873 011 0	VDR KWT
	S400 873 012 0	VDR KWT680/PB579-NGP VDR
	S400 873 020 0	VDR Western Star/Phantom

ONLANE KIT		
	PART NO.	APPLICATION
	S400 873 103 2	LDW Freightliner/Cascadia
	S400 873 104 2	LDW Navistar/ProStar
	S400 873 109 2	LDW/VDR Freightliner/Cascadia
	S400 873 110 2	LDW/VDR Navistar/ProStar
	S400 873 111 2	LDW/VDR KW
	S400 873 112 2	LDW/VDR KW T700/PB587
	S400 873 113 2	LDW/VDR KW T680/PB579-NGP


BRACKET ASSEMBLY		
	PART NO.	APPLICATION
	S400 873 100 0	Cascadia
	S400 873 101 0	All Other Vehicles
	S400 873 102 0	KW T700/PB587

NOTES: _____

7


TABLE OF CONTENTS

TITLE	PAGE
EBS TRACTOR AND TRAILER.....	8-2

RSS DIAGNOSTICS		
	PART NO.	APPLICATION
	S446 301 030 0	USB Diagnostic Tool Requires TEBS-D Version 5.40 software For use only with RSS 1M

SENSOR CAP		
	PART NO.	APPLICATION
IMAGE NOT AVAILABLE AT TIME OF PRINTING	S441 032 043 4	ECU Sensor Protective Cap

8


RSS DIAGNOSTICS		
	PART NO.	APPLICATION
	S446 301 021 0	Use with RSS 1M only. Use both interface and cable. RSS software is S246 301 542 0. Trailer EBS diagnostic interface for serial ports on PC.

TUBE RELEASE TOOL		
	PART NO.	APPLICATION
IMAGE NOT AVAILABLE AT TIME OF PRINTING	S899 700 920 2	European (DIN) push to connect pneumatic tube extractor tool.


TABLE OF CONTENTS

TITLE	PAGE
ECAS TRUCK & BUS	9-2

VALVE ASSEMBLY

	PART NO.	VOLT	APPLICATION
	S400 652 043 0	12	BNC BRK/Volvo Assembly

ECU

	PART NO.	VOLT	APPLICATION
	S400 850 919 0	12	Truck RCU System
	S400 850 921 0	12	Truck
	S400 850 924 0	N/A	DTNA

HARNESS



	PART NO.	APPLICATION
	S400 850 916 0	Chassis Switch System Cab Harness Frame Harness
	S400 850 918 0	Chassis Switch System Cab Harness

TABLE OF CONTENTS

TITLE	PAGE
TOOLBOX™ DIAGNOSTIC SOFTWARE.....	10-2

TOOLBOX DIAGNOSTIC SOFTWARE

WABCO's latest TOOLBOX 12 software provides PC diagnostics for SmartTrac™, including Tractor and Trailer Pneumatic ABS, Trailer RSS 2M, Trailer EBS™, Hydraulic ABS and Hydraulic Power Brake (HPB), as well as WABCO's OnGuard™, OnLane™ and OptiRide™ Electronically Controlled Air Suspension (ECAS).

Streamline your diagnostic time, increase uptime and put safer trucks on the road with TOOLBOX software solutions for WABCO components.

TOOLBOX SOFTWARE PROVIDES THE FOLLOWING FUNCTIONS:

- Displays both static and dynamic information from the system under test
- Displays both active and stored system faults, as well as the appropriate repair instructions
- Activates system components to verify system integrity and correct component operation and installation wiring
- Provides direct digital access to product maintenance manuals
- Offers easy lookup of Install Instruction HTML files
- Provides reverse Diagnostic Trouble Code (DTC) lookup
- Provides Aftermarket ECU Programming for most Pneumatic and Hydraulic ABS ECUs
- Features improved Quick Start Guide
- J1939 Bus Monitor for 500k Baud

Below and on the next page is a detailed list of TOOLBOX's diagnostic capabilities:

10

TRAILER

- SmartTrac™ Stability Control Systems
 - ABS (Easy-Stop™ and Enhanced Easy-Stop™ with PLC)
 - Ability to program Enhanced Easy-Stop and RSS for Auto Lift Axle via Graphical User Interface (GUI)
 - Embedded links to additional web-based diagnostic information for Enhanced Easy-Stop and RSS products
 - Improved Enhanced Easy-Stop Auto Lift Axle algorithm to optimize lift axle availability
 - Enhanced Easy-Stop tire size calibration in mm as opposed to revs/mile
 - RSS 2M
 - Improved Graphical User Interface (GUI)
 - Improved end of line test

TRACTOR

- SmartTrac™ Stability Control Systems
 - Pneumatic ABS (mBSP, E8, E and D ECUs)
 - Electronic Braking Systems (EBS)
- OnGuard™ Collision Mitigation System
 - Extended Diagnostic Trouble Code (DTC) event information and data decoding
- OptiRide™ Electronically Controlled Air Suspension (ECAS)
 - ECAS for Tractor (12V)
 - ECAS for Buses (24V)
 - Pin-less ECAS CAN 2 calibration capability for 12V systems (trucks)
- OnLane™
 - OnLane video extraction capability
- OnSide™
 - Blind spot detection system diagnostics

TRUCK (MEDIUM DUTY), BUS AND MOTOR HOME CHASSIS

- SmartTrac™ Stability Control Systems
 - SmartTrac Hydraulic ABS and HABS-E (Hydraulic Anti-Lock Braking System, E version)
- 500k Baud Support
 - Access DTC list with repair instructions
- Easy parameter programming in the event the ECU is replaced
- Main screen displays ECU information needed when communicating with WABCO representative
 - HPB (Hydraulic Power Brake)
- 500k Baud Support
- Ability to enable and disable ATC without programming
- Comprehensive main screen that allows review of components such as wheel speed sensors, front/rear brake pressure, park brake status, ECU information and more

NOTES: _____

TITLE	PAGE
Tractor ABS ECU Cross Reference	11-2
Cross Reference.....	11-16

TRACTOR ABS ECU CROSS REFERENCE				
Pre 4.4B Part Number	4.4B ABS ECU Part Number	Aftermarket Programming Kit Part Number (The New "Base Unit" Part Number to be purchased)	The Part Number that Will Identify the Configuration File to Purchase from https://wabco.snapon.com	Comments
400 850 326 0	S400 864 304 0	S400 864 009 0C	400 864 304 0	E4
65	S400 864 304 0	S400 864 009 0C	400 864 304 0	E4
400 850 327 0	S400 864 305 0	S400 864 009 0C	400 864 305 0	E4
400 850 340 0	S400 864 305 0	S400 864 009 0C	400 864 305 0	E4
400 850 092 0	S400 864 360 0	S400 864 009 0C	400 864 360 0	E4
400 850 102 0	S400 864 360 0	S400 864 009 0C	400 864 360 0	E4
400 850 103 0	S400 864 360 0	S400 864 009 0C	400 864 360 0	E4
400 850 138 0	S400 864 360 0	S400 864 009 0C	400 864 360 0	E4
400 850 139 0	S400 864 360 0	S400 864 009 0C	400 864 360 0	E4
400 850 160 0	S400 864 360 0	S400 864 009 0C	400 864 360 0	E4
400 850 161 0	S400 864 360 0	S400 864 009 0C	400 864 360 0	E4
400 850 168 0	S400 864 360 0	S400 864 009 0C	400 864 360 0	E4
400 850 169 0	S400 864 360 0	S400 864 009 0C	400 864 360 0	E4
446 004 601 0	S400 864 360 0	S400 864 009 0C	400 864 360 0	E4
400 850 089 0	S400 864 360 0	S400 864 009 0C	400 864 360 0	E4
400 850 106 0	S400 864 360 0	S400 864 009 0C	400 864 360 0	E4
400 850 107 0	S400 864 360 0	S400 864 009 0C	400 864 360 0	E4
400 850 108 0	S400 864 360 0	S400 864 009 0C	400 864 360 0	E4
400 850 142 0	S400 864 360 0	S400 864 009 0C	400 864 360 0	E4
400 850 143 0	S400 864 360 0	S400 864 009 0C	400 864 360 0	E4
400 850 144 0	S400 864 360 0	S400 864 009 0C	400 864 360 0	E4
400 850 164 0	S400 864 360 0	S400 864 009 0C	400 864 360 0	E4
400 850 165 0	S400 864 360 0	S400 864 009 0C	400 864 360 0	E4
400 850 166 0	S400 864 360 0	S400 864 009 0C	400 864 360 0	E4
400 850 172 0	S400 864 360 0	S400 864 009 0C	400 864 360 0	E4
400 850 173 0	S400 864 360 0	S400 864 009 0C	400 864 360 0	E4
400 850 174 0	S400 864 360 0	S400 864 009 0C	400 864 360 0	E4
446 004 618 0	S400 864 360 0	S400 864 009 0C	400 864 360 0	E4
446 004 619 0	S400 864 360 0	S400 864 009 0C	400 864 360 0	E4
446 004 620 0	S400 864 360 0	S400 864 009 0C	400 864 360 0	E4
446 004 625 0	S400 864 360 0	S400 864 009 0C	400 864 360 0	E4
400 850 099 0	S400 864 361 0	S400 864 009 0C	400 864 361 0	E4
400 850 098 0	S400 864 361 0	S400 864 009 0C	400 864 361 0	E4
446 004 603 0	S400 864 361 0	S400 864 009 0C	400 864 361 0	E4
446 004 605 0	S400 864 362 0	S400 864 009 0C	400 864 362 0	E4
400 850 323 0	S400 864 364 0	S400 864 009 0C	400 864 364 0	E4
400 850 337 0	S400 864 365 0	S400 864 009 0C	400 864 365 0	E4
400 850 366 0	S400 864 366 0	S400 864 009 0C	400 864 366 0	E4
400 864 003 0	S400 864 368 0	S400 864 009 0C	400 864 368 0	E4
400 850 325 0	S400 864 303 0	S400 864 011 0C	400 864 303 0	E4
400 850 338 0	S400 864 303 0	S400 864 011 0C	400 864 303 0	E4
400 850 091 0	S400 864 400 0	S400 864 011 0C	400 864 400 0	E4
400 850 087 0	S400 864 400 0	S400 864 011 0C	400 864 400 0	E4

TRACTOR ABS ECU CROSS REFERENCE				
Pre 4.4B Part Number	4.4B ABS ECU Part Number	Aftermarket Programming Kit Part Number (The New "Base Unit" Part Number to be purchased)	The Part Number that Will Identify the Configuration File to Purchase from https://wabco.snapon.com	Comments
400 850 088 0	S400 864 400 0	S400 864 011 0C	400 864 400 0	E4
400 850 097 0	S400 864 400 0	S400 864 011 0C	400 864 400 0	E4
400 850 101 0	S400 864 400 0	S400 864 011 0C	400 864 400 0	E4
400 850 104 0	S400 864 400 0	S400 864 011 0C	400 864 400 0	E4
400 850 105 0	S400 864 400 0	S400 864 011 0C	400 864 400 0	E4
400 850 137 0	S400 864 400 0	S400 864 011 0C	400 864 400 0	E4
400 850 140 0	S400 864 400 0	S400 864 011 0C	400 864 400 0	E4
400 850 141 0	S400 864 400 0	S400 864 011 0C	400 864 400 0	E4
400 850 159 0	S400 864 400 0	S400 864 011 0C	400 864 400 0	E4
400 850 162 0	S400 864 400 0	S400 864 011 0C	400 864 400 0	E4
400 850 163 0	S400 864 400 0	S400 864 011 0C	400 864 400 0	E4
400 850 167 0	S400 864 400 0	S400 864 011 0C	400 864 400 0	E4
400 850 170 0	S400 864 400 0	S400 864 011 0C	400 864 400 0	E4
400 850 171 0	S400 864 400 0	S400 864 011 0C	400 864 400 0	E4
446 004 602 0	S400 864 400 0	S400 864 011 0C	400 864 400 0	E4
400 850 090 0	S400 864 400 0	S400 864 011 0C	400 864 400 0	E4
400 850 406 0	S400 864 401 0	S400 864 011 0C	400 864 401 0	E4
400 850 703 0	S400 866 337 0	S400 866 164 0C	400 866 337 0	E4
400 866 009 0	S400 866 337 0	S400 866 164 0C	400 866 337 0	E4
400 866 228 0	S400 866 341 0	S400 866 164 0C	400 866 341 0	E4
400 866 241 0	S400 866 342 0	S400 866 164 0C	400 866 342 0	E4
400 850 871 0	S400 866 343 0	S400 866 164 0C	400 866 343 0	E4
400 866 001 0	S400 866 343 0	S400 866 164 0C	400 866 343 0	E4
400 866 086 0	S400 866 344 0	S400 866 164 0C	400 866 344 0	E4
400 866 930 0	S400 866 346 0	S400 866 164 0C	400 866 346 0	E4
400 850 629 0	S400 866 347 0	S400 866 164 0C	400 866 347 0	E4
400 866 002 0	S400 866 347 0	S400 866 164 0C	400 866 347 0	E4
400 850 335 0	S400 866 351 0	S400 866 164 0C	400 866 351 0	E4
400 866 229 0	S400 866 351 0	S400 866 164 0C	400 866 351 0	E4
400 850 630 0	S400 866 352 0	S400 866 164 0C	400 866 352 0	E4
400 866 003 0	S400 866 352 0	S400 866 164 0C	400 866 352 0	E4
400 866 071 0	S400 866 353 0	S400 866 164 0C	400 866 353 0	E4
400 866 236 0	S400 866 354 0	S400 866 164 0C	400 866 354 0	E4
400 850 661 0	S400 866 356 0	S400 866 164 0C	400 866 356 0	E4
400 866 004 0	S400 866 356 0	S400 866 164 0C	400 866 356 0	E4
400 850 631 0	S400 866 357 0	S400 866 164 0C	400 866 357 0	E4
400 850 645 0	S400 866 357 0	S400 866 164 0C	400 866 357 0	E4
400 850 670 0	S400 866 357 0	S400 866 164 0C	400 866 357 0	E4
400 866 005 0	S400 866 357 0	S400 866 164 0C	400 866 357 0	E4
400 850 612 0	S400 866 360 0	S400 866 164 0C	400 866 360 0	E4
400 866 237 0	S400 866 360 0	S400 866 164 0C	400 866 360 0	E4
400 850 870 0	S400 866 361 0	S400 866 164 0C	400 866 361 0	E4
400 866 006 0	S400 866 361 0	S400 866 164 0C	400 866 361 0	E4

TRACTOR ABS ECU CROSS REFERENCE				
Pre 4.4B Part Number	4.4B ABS ECU Part Number	Aftermarket Programming Kit Part Number (The New "Base Unit" Part Number to be purchased)	The Part Number that Will Identify the Configuration File to Purchase from https://wabco.snapon.com	Comments
400 850 632 0	S400 866 362 0	S400 866 164 0C	400 866 362 0	E4
400 866 007 0	S400 866 362 0	S400 866 164 0C	400 866 362 0	E4
400 850 613 0	S400 866 363 0	S400 866 164 0C	400 866 363 0	E4
400 866 238 0	S400 866 363 0	S400 866 164 0C	400 866 363 0	E4
400 866 909 0	S400 866 364 0	S400 866 164 0C	400 866 364 0	E4
400 866 906 0	S400 866 365 0	S400 866 164 0C	400 866 365 0	E4
400 850 641 0	S400 866 468 0	S400 866 164 0C	400 866 468 0	E4
400 850 663 0	S400 866 468 0	S400 866 164 0C	400 866 468 0	E4
400 850 669 0	S400 866 468 0	S400 866 164 0C	400 866 468 0	E4
400 850 671 0	S400 866 468 0	S400 866 164 0C	400 866 468 0	E4
400 850 825 0	S400 866 468 0	S400 866 164 0C	400 866 468 0	E4
400 866 010 0	S400 866 468 0	S400 866 164 0C	400 866 468 0	E4
N/A	S400 866 530 0	S400 866 164 0C	400 866 530 0	E4
400 866 920 0	S400 866 321 0	S400 866 165 0C	400 866 321 0	E4
400 850 710 0	S400 866 322 0	S400 866 165 0C	400 866 322 0	E4
400 866 018 0	S400 866 322 0	S400 866 165 0C	400 866 322 0	E4
400 866 074 0	S400 866 324 0	S400 866 165 0C	400 866 324 0	E4
400 850 665 0	S400 866 326 0	S400 866 165 0C	400 866 326 0	E4
400 850 804 0	S400 866 326 0	S400 866 165 0C	400 866 326 0	E4
400 850 668 0	S400 866 326 0	S400 866 165 0C	400 866 326 0	E4
400 866 019 0	S400 866 326 0	S400 866 165 0C	400 866 326 0	E4
400 866 902 0	S400 866 328 0	S400 866 165 0C	400 866 328 0	E4
N/A	S400 866 518 0	S400 866 165 0C	400 866 518 0	E4
400 850 708 0	S400 866 301 0	S400 866 166 0C	400 866 301 0	E4
400 866 012 0	S400 866 301 0	S400 866 166 0C	400 866 301 0	E4
400 850 868 0	S400 866 302 0	S400 866 166 0C	400 866 302 0	E4
400 866 013 0	S400 866 302 0	S400 866 166 0C	400 866 302 0	E4
400 850 650 0	S400 866 303 0	S400 866 166 0C	400 866 303 0	E4
400 866 014 0	S400 866 303 0	S400 866 166 0C	400 866 303 0	E4
400 866 072 0	S400 866 304 0	S400 866 166 0C	400 866 304 0	E4
400 866 039 0	S400 866 305 0	S400 866 166 0C	400 866 305 0	E4
400 866 900 0	S400 866 305 0	S400 866 166 0C	400 866 305 0	E4
400 850 651 0	S400 866 307 0	S400 866 166 0C	400 866 307 0	E4
400 850 869 0	S400 866 307 0	S400 866 166 0C	400 866 307 0	E4
400 866 015 0	S400 866 307 0	S400 866 166 0C	400 866 307 0	E4
400 850 633 0	S400 866 308 0	S400 866 166 0C	400 866 308 0	E4
400 866 016 0	S400 866 308 0	S400 866 166 0C	400 866 308 0	E4
400 866 064 0	S400 866 448 0	S400 866 167 0C	400 866 448 0	E4
400 866 911 0	S400 866 449 0	S400 866 167 0C	400 866 449 0	E4
400 866 076 0	S400 866 450 0	S400 866 167 0C	400 866 450 0	E4
400 866 034 0	S400 866 451 0	S400 866 167 0C	400 866 451 0	E4
400 866 098 0	S400 866 452 0	S400 866 167 0C	400 866 452 0	E4
400 866 933 0	S400 866 453 0	S400 866 167 0C	400 866 453 0	E4

TRACTOR ABS ECU CROSS REFERENCE				
Pre 4.4B Part Number	4.4B ABS ECU Part Number	Aftermarket Programming Kit Part Number (The New "Base Unit" Part Number to be purchased)	The Part Number that Will Identify the Configuration File to Purchase from https://wabco.snapon.com	Comments
400 866 036 0	S400 866 454 0	S400 866 167 0C	400 866 454 0	E4
400 866 078 0	S400 866 455 0	S400 866 167 0C	400 866 455 0	E4
400 866 923 0	S400 866 456 0	S400 866 167 0C	400 866 456 0	E4
400 866 025 0	S400 866 457 0	S400 866 167 0C	400 866 457 0	E4
400 866 907 0	S400 866 458 0	S400 866 167 0C	400 866 458 0	E4
400 866 035 0	S400 866 459 0	S400 866 167 0C	400 866 459 0	E4
400 866 235 0	S400 866 460 0	S400 866 167 0C	400 866 460 0	E4
400 866 908 0	S400 866 461 0	S400 866 167 0C	400 866 461 0	E4
400 866 077 0	S400 866 462 0	S400 866 167 0C	400 866 462 0	E4
N/A	S400 866 520 0	S400 866 167 0C	400 866 520 0	E4
N/A	S400 866 521 0	S400 866 167 0C	400 866 521 0	E4
N/A	S400 866 522 0	S400 866 167 0C	400 866 522 0	E4
400 866 084 0	S400 866 329 0	S400 866 168 0C	400 866 329 0	E4
400 866 231 0	S400 866 330 0	S400 866 168 0C	400 866 330 0	E4
400 866 095 0	S400 866 331 0	S400 866 168 0C	400 866 331 0	E4
400 866 070 0	S400 866 332 0	S400 866 168 0C	400 866 332 0	E4
400 850 640 0	S400 866 333 0	S400 866 168 0C	400 866 333 0	E4
400 866 075 0	S400 866 333 0	S400 866 168 0C	400 866 333 0	E4
400 866 073 0	S400 866 334 0	S400 866 168 0C	400 866 334 0	E4
400 866 038 0	S400 866 313 0	S400 866 169 0C	400 866 313 0	E4
400 866 099 0	S400 866 314 0	S400 866 169 0C	400 866 314 0	E4
400 866 085 0	S400 866 315 0	S400 866 169 0C	400 866 315 0	E4
400 866 905 0	S400 866 315 0	S400 866 169 0C	400 866 315 0	E4
400 866 926 0	S400 866 316 0	S400 866 169 0C	400 866 316 0	E4
400 866 089 0	S400 866 317 0	S400 866 169 0C	400 866 317 0	E4
400 866 910 0	S400 866 317 0	S400 866 169 0C	400 866 317 0	E4
400 866 017 0	S400 866 318 0	S400 866 169 0C	400 866 318 0	E4
400 866 922 0	S400 866 319 0	S400 866 169 0C	400 866 319 0	E4
400 864 550 0	S400 864 623 0	S400 864 005 0C	400 864 623 0	E4
400 864 501 0	S400 864 623 0	S400 864 005 0C	400 864 623 0	E4
400 865 001 0	S400 865 162 0	S400 865 043 0C	400 865 162 0	E4
400 865 002 0	S400 865 163 0	S400 865 043 0C	400 865 163 0	E4
400 865 003 0	S400 865 164 0	S400 865 043 0C	400 865 164 0	E4
400 865 004 0	S400 865 165 0	S400 865 043 0C	400 865 165 0	E4
400 850 839 0	S400 865 166 0	S400 865 043 0C	400 865 166 0	E4
400 865 005 0	S400 865 166 0	S400 865 043 0C	400 865 166 0	E4
400 850 672 0	S400 865 167 0	S400 865 043 0C	400 865 167 0	E4
400 850 787 0	S400 865 167 0	S400 865 043 0C	400 865 167 0	E4
400 850 826 0	S400 865 167 0	S400 865 043 0C	400 865 167 0	E4
400 850 836 0	S400 865 167 0	S400 865 043 0C	400 865 167 0	E4
400 865 006 0	S400 865 167 0	S400 865 043 0C	400 865 167 0	E4
400 865 030 0	S400 865 171 0	S400 865 043 0C	400 865 171 0	E4
400 865 034 0	S400 865 173 0	S400 865 043 0C	400 865 173 0	E4

TRACTOR ABS ECU CROSS REFERENCE				
Pre 4.4B Part Number	4.4B ABS ECU Part Number	Aftermarket Programming Kit Part Number (The New "Base Unit" Part Number to be purchased)	The Part Number that Will Identify the Configuration File to Purchase from https://wabco.snapon.com	Comments
N/A	S400 865 203 0	S400 865 043 0C	400 865 203 0	E4
400 850 331 0	S400 865 196 0	S400 865 043 0C	400 865 196 0	E4
400 865 011 0	S400 865 176 0	S400 865 044 0C	400 865 176 0	E4
400 850 267 0	S400 865 177 0	S400 865 044 0C	400 865 177 0	E4
400 850 827 0	S400 865 177 0	S400 865 044 0C	400 865 177 0	E4
400 850 837 0	S400 865 177 0	S400 865 044 0C	400 865 177 0	E4
400 865 012 0	S400 865 177 0	S400 865 044 0C	400 865 177 0	E4
400 850 730 0	S400 865 195 0	S400 865 044 0C	400 865 195 0	E4
400 865 039 0	S400 865 145 0	S400 865 045 0C	400 865 145 0	E4
400 865 021 0	S400 865 146 0	S400 865 045 0C	400 865 146 0	E4
400 865 041 0	S400 865 147 0	S400 865 045 0C	400 865 147 0	E4
400 850 731 0	S400 865 148 0	S400 865 045 0C	400 865 148 0	E4
400 865 009 0	S400 865 148 0	S400 865 045 0C	400 865 148 0	E4
400 865 024 0	S400 865 149 0	S400 865 045 0C	400 865 149 0	E4
400 865 018 0	S400 865 151 0	S400 865 045 0C	400 865 151 0	E4
N/A	S400 865 151 0	S400 865 045 0C	400 865 151 0	E4
N/A	S400 865 183 0	S400 865 045 0C	400 865 183 0	E4
N/A	S400 865 184 0	S400 865 045 0C	400 865 184 0	E4
N/A	S400 865 186 0	S400 865 045 0C	400 865 186 0	E4
400 865 022 0	S400 865 178 0	S400 865 047 0C	400 865 178 0	E4
400 865 023 0	S400 865 179 0	S400 865 047 0C	400 865 179 0	E4
400 865 007 0	S400 865 155 0	S400 865 048 0C	400 865 155 0	E4
N/A	S400 865 207 0	S400 865 048 0C	400 865 207 0	E4
N/A	S400 865 201 0	S400 865 048 0C	400 865 201 0	E4
400 850 829 0	S400 865 159 0	S400 865 013 0C	400 865 159 0	E4
400 850 830 0	S400 865 160 0	S400 865 013 0C	400 865 160 0	E4
400 850 838 0	S400 865 160 0	S400 865 013 0C	400 865 160 0	E4
N/A	S400 865 200 0	S400 865 013 0C	400 865 200 0	E4
400 850 334 0	S400 865 158 0	S400 865 013 0C	400 865 158 0	E4
400 865 025 0	S400 865 144 0	S400 865 014 0C	400 865 144 0	E4
400 865 027 0	S400 865 197 0	S400 865 014 0C	400 865 197 0	E4
N/A	S400 865 204 0	S400 865 015 0C	400 865 204 0	E4
400 850 095 0	S400 864 603 0	S400 864 007 0C	400 864 603 0	E4
400 850 096 0	S400 864 603 0	S400 864 007 0C	400 864 603 0	E4
400 850 112 0	S400 864 603 0	S400 864 007 0C	400 864 603 0	E4
400 850 147 0	S400 864 603 0	S400 864 007 0C	400 864 603 0	E4
400 850 155 0	S400 864 603 0	S400 864 007 0C	400 864 603 0	E4
400 850 158 0	S400 864 603 0	S400 864 007 0C	400 864 603 0	E4
446 003 703 0	S400 864 603 0	S400 864 007 0C	400 864 603 0	E4
446 003 720 0	S400 864 603 0	S400 864 007 0C	400 864 603 0	E4
400 850 316 0	S400 864 603 0	S400 864 007 0C	400 864 603 0	E4
400 850 328 0	S400 864 603 0	S400 864 007 0C	400 864 603 0	E4
400 864 504 0	S400 864 667 0	S400 864 008 0C	400 864 667 0	E4

TRACTOR ABS ECU CROSS REFERENCE				
Pre 4.4B Part Number	4.4B ABS ECU Part Number	Aftermarket Programming Kit Part Number (The New "Base Unit" Part Number to be purchased)	The Part Number that Will Identify the Configuration File to Purchase from https://wabco.snapon.com	Comments
400 864 502 0	S400 864 668 0	S400 864 008 0C	400 864 668 0	E4
400 850 093 0	S400 864 601 0	S400 864 008 0C	400 864 601 0	E4
400 850 110 0	S400 864 601 0	S400 864 008 0C	400 864 601 0	E4
400 850 145 0	S400 864 601 0	S400 864 008 0C	400 864 601 0	E4
400 850 153 0	S400 864 601 0	S400 864 008 0C	400 864 601 0	E4
400 850 156 0	S400 864 601 0	S400 864 008 0C	400 864 601 0	E4
446 003 701 0	S400 864 601 0	S400 864 008 0C	400 864 601 0	E4
446 003 718 0	S400 864 601 0	S400 864 008 0C	400 864 601 0	E4
400 850 094 0	S400 864 602 0	S400 864 008 0C	400 864 602 0	E4
400 850 111 0	S400 864 602 0	S400 864 008 0C	400 864 602 0	E4
400 850 146 0	S400 864 602 0	S400 864 008 0C	400 864 602 0	E4
400 850 154 0	S400 864 602 0	S400 864 008 0C	400 864 602 0	E4
400 850 157 0	S400 864 602 0	S400 864 008 0C	400 864 602 0	E4
446 003 702 0	S400 864 602 0	S400 864 008 0C	400 864 602 0	E4
446 003 719 0	S400 864 602 0	S400 864 008 0C	400 864 602 0	E4
400 864 510 0	S400 864 604 0	S400 864 008 0C	400 864 604 0	E4
400 850 315 0	S400 864 662 0	S400 864 008 0C	400 864 662 0	E4
400 850 330 0	S400 864 662 0	S400 864 008 0C	400 864 662 0	E4
400 850 343 0	S400 864 662 0	S400 864 008 0C	400 864 662 0	E4
400 865 031 0	S400 865 131 0	S400 865 052 0C	400 865 131 0	E4
400 850 707 0	S400 865 134 0	S400 865 052 0C	400 865 134 0	E4
400 850 767 0	S400 865 136 0	S400 865 052 0C	400 865 136 0	E4
400 865 035 0	S400 865 187 0	S400 865 052 0C	400 865 187 0	E4
400 865 040 0	S400 865 188 0	S400 865 052 0C	400 865 188 0	E4
446 106 225 0	S400 868 103 0	S400 868 007 0C	400 868 103 0	E4
400 868 003 0	S400 868 103 0	S400 868 007 0C	400 868 103 0	E4
400 869 021 0	S400 868 121 0	S400 868 009 0C	400 868 121 0	E4
400 851 021 0	S400 868 121 0	S400 868 009 0C	400 868 121 0	E4
446 106 205 0	S400 868 121 0	S400 868 009 0C	400 868 121 0	E4
400 868 021 0	S400 868 121 0	S400 868 009 0C	400 868 121 0	E4
400 851 023 0	S400 868 123 0	S400 868 009 0C	400 868 123 0	E4
400 869 023 0	S400 868 123 0	S400 868 009 0C	400 868 123 0	E4
446 106 223 0	S400 868 123 0	S400 868 009 0C	400 868 123 0	E4
400 868 023 0	S400 868 123 0	S400 868 009 0C	400 868 123 0	E4
400 868 026 0	S400 868 124 0	S400 868 009 0C	400 868 124 0	E4
400 850 301 0	S400 860 100 0	S400 860 000 0C	400 860 100 0	E4
400 850 621 0	S400 860 100 0	S400 860 000 0C	400 860 100 0	E4
446 106 201 0	S400 860 100 0	S400 860 000 0C	400 860 100 0	E4
400 850 071 0	S400 860 100 0	S400 860 000 0C	400 860 100 0	E4
400 850 302 0	S400 860 100 0	S400 860 000 0C	400 860 100 0	E4
446 106 202 0	S400 860 100 0	S400 860 000 0C	400 860 100 0	E4
400 850 072 0	S400 860 102 0	S400 860 000 0C	400 860 102 0	E4
400 850 303 0	S400 860 102 0	S400 860 000 0C	400 860 102 0	E4

TRACTOR ABS ECU CROSS REFERENCE

Pre 4.4B Part Number	4.4B ABS ECU Part Number	Aftermarket Programming Kit Part Number (The New "Base Unit" Part Number to be purchased)	The Part Number that Will Identify the Configuration File to Purchase from https://wabco.snapon.com	Comments
400 850 351 0	S400 860 102 0	S400 860 000 0C	400 860 102 0	E4
446 106 203 0	S400 860 102 0	S400 860 000 0C	400 860 102 0	E4
400 850 403 0	S400 860 102 0	S400 860 000 0C	400 860 102 0	E4
446 106 211 0	S400 860 103 0	S400 860 000 0C	400 860 103 0	E4
400 850 307 0	S400 860 104 0	S400 860 000 0C	400 860 104 0	E4
400 850 308 0	S400 860 105 0	S400 860 000 0C	400 860 105 0	E4
N/A	S400 860 111 0	S400 860 000 0C	400 860 111 0	E4
446 106 208 0	S400 860 850 0	S400 860 003 0C	400 860 850 0	E4
446 106 209 0	S400 860 851 0	S400 860 003 0C	400 860 851 0	E4
400 850 073 0	S400 860 855 0	S400 860 003 0C	400 860 855 0	E4
400 850 309 0	S400 860 855 0	S400 860 003 0C	400 860 855 0	E4
446 106 215 0	S400 860 853 0	S400 860 004 0C	400 860 853 0	E4
N/A	S400 860 853 0	S400 860 004 0C	400 860 853 0	E4
N/A	N/A	S400 866 164 0C	400 866 731 0	E4
400 850 718 0	N/A	S400 865 013 0C	400 850 718 0	E4
N/A	N/A	S400 866 166 0C	400 866 739 0	E4
N/A	N/A	S400 866 167 0C	400 866 794 0	E4
N/A	N/A	S400 866 166 0C	400 866 795 0	E4
N/A	N/A	S400 865 045 0C	400 865 260 0	E4
N/A	N/A	S400 866 169 0C	400 866 699 0	E4
N/A	N/A	S400 865 043 0C	400 865 254 0	E4
N/A	N/A	S400 866 166 0C	400 866 687 0	E4
N/A	N/A	S400 866 164 0C	400 866 694 0	E4
N/A	N/A	S400 866 169 0C	400 866 684 0	E4
N/A	N/A	S400 865 014 0C	400 865 058 0	E4
N/A	N/A	S400 864 009 0C	400 864 369 0	E4
N/A	N/A	S400 866 166 0C	400 866 737 0	E4
N/A	N/A	S400 866 166 0C	400 866 738 0	E4
N/A	N/A	S400 866 166 0C	400 866 247 0	E4
N/A	N/A	S400 866 169 0C	400 866 248 0	E4
N/A	N/A	S400 866 164 0C	400 866 257 0	E4
N/A	N/A	S400 865 043 0C	400 865 257 0	E4
N/A	N/A	S400 865 044 0C	400 865 256 0	E4
N/A	N/A	S400 866 164 0C	400 866 689 0	E4
N/A	N/A	S400 866 168 0C	400 866 688 0	E4
N/A	N/A	S400 866 164 0C	400 866 736 0	E4
N/A	N/A	S400 860 140 0C	400 860 122 0	E4
N/A	N/A	S400 860 140 0C	400 860 131 0	E4
N/A	N/A	S400 860 140 0C	400 860 132 0	E4
N/A	N/A	S400 860 140 0C	400 860 133 0	E4
N/A	N/A	S400 860 140 0C	400 860 134 0	E4
N/A	N/A	S400 860 912 0C	To be released at later date	E4
N/A	N/A	S400 860 913 0C	400 860 900 0	E4

TRACTOR ABS ECU CROSS REFERENCE				
Pre 4.4B Part Number	4.4B ABS ECU Part Number	Aftermarket Programming Kit Part Number (The New "Base Unit" Part Number to be purchased)	The Part Number that Will Identify the Configuration File to Purchase from https://wabco.snapon.com	Comments
N/A	N/A	S400 860 913 0C	400 860 901 0	E4
N/A	N/A	S400 860 914 0C	400 860 904 0	E4
N/A	N/A	S400 862 201 0C	To be released at later date	E4
N/A	N/A	S400 864 082 0C	To be released at later date	E4
N/A	N/A	S400 864 088 0C	400 864 091 0	E4
N/A	N/A	S400 864 088 0C	400 864 515 0	E4
N/A	N/A	S400 864 522 0C	400 864 054 0	E4
N/A	N/A	S400 864 522 0C	400 864 055 0	E4
N/A	N/A	S400 864 522 0C	400 864 056 0	E4
N/A	N/A	S400 864 522 0C	400 864 057 0	E4
N/A	N/A	S400 864 522 0C	400 864 071 0	E4
N/A	N/A	S400 864 522 0C	400 864 072 0	E4
N/A	N/A	S400 864 522 0C	400 864 516 0	E4
N/A	N/A	S400 864 522 0C	400 864 517 0	E4
N/A	N/A	S400 864 565 0C	400 864 562 0	E4
N/A	N/A	S400 864 565 0C	400 864 575 0	E4
N/A	N/A	S400 864 566 0C	400 864 518 0	E4
N/A	N/A	S400 864 566 0C	400 864 519 0	E4
N/A	N/A	S400 864 566 0C	400 864 561 0	E4
N/A	N/A	S400 864 566 0C	400 864 574 0	E4
N/A	N/A	S400 864 566 0C	400 864 576 0	E4
N/A	N/A	S400 864 568 0C	To be released at later date	E4
N/A	N/A	S400 864 569 0C	To be released at later date	E4
N/A	N/A	S400 865 731 0C	400 865 751 0	E4
N/A	N/A	S400 865 731 0C	400 865 752 0	E4
N/A	N/A	S400 865 731 0C	400 865 753 0	E4
N/A	N/A	S400 865 731 0C	400 865 754 0	E4
N/A	N/A	S400 865 731 0C	400 865 755 0	E4
N/A	N/A	S400 865 731 0C	400 865 756 0	E4
N/A	N/A	S400 865 731 0C	400 865 760 0	E4
N/A	N/A	S400 865 731 0C	400 865 762 0	E4
N/A	N/A	S400 865 731 0C	400 865 770 0	E4
N/A	N/A	S400 865 731 0C	400 865 772 0	E4
N/A	N/A	S400 865 731 0C	400 865 773 0	E4
N/A	N/A	S400 865 732 0C	400 865 763 0	E4
N/A	N/A	S400 865 732 0C	400 865 764 0	E4
N/A	N/A	S400 865 732 0C	400 865 769 0	E4
N/A	N/A	S400 865 733 0C	400 865 746 0	E4
N/A	N/A	S400 865 733 0C	400 865 747 0	E4
N/A	N/A	S400 865 733 0C	400 865 748 0	E4
N/A	N/A	S400 865 734 0C	To be released at later date	E4
N/A	N/A	S400 865 735 0C	400 865 765 0	E4
N/A	N/A	S400 865 735 0C	400 865 766 0	E4

TRACTOR ABS ECU CROSS REFERENCE				
Pre 4.4B Part Number	4.4B ABS ECU Part Number	Aftermarket Programming Kit Part Number (The New "Base Unit" Part Number to be purchased)	The Part Number that Will Identify the Configuration File to Purchase from https://wabco.snapon.com	Comments
N/A	N/A	S400 865 736 0C	400 865 750 0	E4
N/A	N/A	S400 865 736 0C	400 865 771 0	E4
N/A	N/A	S400 865 736 0C	400 865 774 0	E4
N/A	N/A	S400 865 736 0C	To be released at later date	E4
N/A	N/A	S400 865 738 0C	400 865 600 0	E4
N/A	N/A	S400 865 740 0C	400 865 789 0	E4
N/A	N/A	S400 865 741 0C	To be released at later date	E4
N/A	N/A	S400 865 743 0C	400 865 803 0	E4
N/A	N/A	S400 865 743 0C	400 865 805 0	E4
N/A	N/A	S400 865 743 0C	400 865 807 0	E4
N/A	N/A	S400 865 743 0C	400 865 810 0	E4
N/A	N/A	S400 865 743 0C	400 865 275 0	E4.8
N/A	N/A	S400 865 745 0C	To be released at later date	E4
N/A	N/A	S400 864 011 0C	400 864 313 0	E4
N/A	N/A	S400 864 009 0C	400 864 314 0	E4
N/A	N/A	S400 864 009 0C	400 864 315 0	E4
N/A	N/A	S400 864 008 0C	400 864 672 0	E4
N/A	N/A	S400 866 166 0C	400 866 263 0	E4
400 850 100 0	400 864 661 0	S400 864 008 0C	400 850 100 0	E4
N/A	N/A	S400 864 011 0C	400 864 405 0	E4
N/A	N/A	S400 864 008 0C	400 864 606 0	E4
N/A	N/A	S400 864 008 0C	400 864 607 0	E4
N/A	N/A	S400 864 009 0C	400 864 608 0	E4
N/A	N/A	S400 864 009 0C	400 864 609 0	E4
N/A	N/A	S400 865 013 0C	400 865 056 0	E4
N/A	N/A	S400 865 014 0C	400 865 058 0	E4
N/A	N/A	S400 866 164 0C	400 866 251 0	E4
N/A	N/A	S400 866 166 0C	400 866 252 0	E4
N/A	N/A	S400 860 000 0C	400 860 119 0	E4
N/A	N/A	S400 865 052 0C	400 865 825 0	E4
N/A	N/A	S400 866 164 0C	400 866 262 0	E4
N/A	N/A	S400 864 007 0C	400 864 660 0	E4
N/A	N/A	S400 866 164 0C	400 866 258 0	E4
N/A	N/A	S400 866 164 0C	400 866 259 0	E4
N/A	N/A	S400 866 164 0C	400 866 260 0	E4
N/A	N/A	S400 866 164 0C	400 866 261 0	E4
N/A	N/A	S400 865 053 0C	400 865 827 0	E4
N/A	N/A	S400 866 164 0C	400 866 265 0	E4
N/A	N/A	S400 862 009 0C	400 862 228 0	E4
N/A	N/A	S400 865 739 0C	400 865 601 0	E4
N/A	N/A	S400 865 057 0C	400 865 057 0	E4 - OEM and AM buy same part number

TRACTOR ABS ECU CROSS REFERENCE				
Pre 4.4B Part Number	4.4B ABS ECU Part Number	Aftermarket Programming Kit Part Number (The New "Base Unit" Part Number to be purchased)	The Part Number that Will Identify the Configuration File to Purchase from https://wabco.snapon.com	Comments
N/A	N/A	S400 865 059 0C	400 865 059 0	E4 - OEM and AM buy same part number
N/A	N/A	S400 865 602 0C	400 865 602 0	E4 - OEM and AM buy same part number
N/A	N/A	S400 865 603 0C	400 865 603 0	E4 - OEM and AM buy same part number
N/A	N/A	S400 866 253 0C	400 866 253 0	E4 - OEM and AM buy same part number
N/A	N/A	S400 866 254 0C	400 866 254 0	E4 - OEM and AM buy same part number
N/A	N/A	S400 867 071 0C	400 867 001 0	E8 - OEM and AM buy same part number. Base kit updated per PCN 31225
N/A	N/A	S400 867 072 0C	400 867 002 0	E8 - OEM and AM buy same part number. Base kit updated per PCN 31225
N/A	N/A	S400 867 073 0C	400 867 003 0	E8 - OEM and AM buy same part number. Base kit updated per PCN 31225
N/A	N/A	S400 867 074 0C	400 867 004 0	E8 - OEM and AM buy same part number. Base kit updated per PCN 31225
N/A	N/A	S400 867 075 0C	400 867 005 0	E8 - OEM and AM buy same part number. Base kit updated per PCN 31225
N/A	N/A	S400 867 076 0C	400 867 006 0	E8 - OEM and AM buy same part number. Base kit updated per PCN 31225
N/A	N/A	S400 867 077 0C	400 867 007 0	E8 - OEM and AM buy same part number. Base kit updated per PCN 31225
N/A	N/A	S400 867 078 0C	400 867 008 0	E8 - OEM and AM buy same part number. Base kit updated per PCN 31225
N/A	N/A	S400 867 079 0C	400 867 009 0	E8 - OEM and AM buy same part number. Base kit updated per PCN 31225
N/A	N/A	S400 867 085 0C	400 867 041 0	E8 - Updated per PCN 31191
N/A	N/A	S400 867 086 0C	400 867 042 0	E8 - Updated per PCN 31191
N/A	N/A	S400 867 087 0C	400 867 043 0	E8 - Updated per PCN 31191
N/A	N/A	S400 867 088 0C	400 867 044 0	E8 - Updated per PCN 31191
N/A	N/A	S400 867 300 0C	400 867 020 0	E8- Updated 7/11/2017. PCN forthcoming.
N/A	N/A	S400 867 301 0C	400 867 021 0	E8- Updated 7/11/2017. PCN forthcoming.

TRACTOR ABS ECU CROSS REFERENCE				
Pre 4.4B Part Number	4.4B ABS ECU Part Number	Aftermarket Programming Kit Part Number (The New "Base Unit" Part Number to be purchased)	The Part Number that Will Identify the Configuration File to Purchase from https://wabco.snapon.com	Comments
N/A	N/A	S400 867 302 0C	400 867 022 0	E8- Updated 7/11/2017. PCN forthcoming.
N/A	N/A	S400 867 303 0C	400 867 023 0	E8- Updated 7/11/2017. PCN forthcoming.
N/A	N/A	S400 867 304 0C	400 867 090 0	E8- Updated 7/11/2017. PCN forthcoming.
N/A	N/A	S400 867 305 0C	400 867 091 0	E8- Updated 7/11/2017. PCN forthcoming.
N/A	N/A	S400 867 306 0C	400 867 092 0	E8- Updated 7/11/2017. PCN forthcoming.
N/A	N/A	S400 867 307 0C	400 867 093 0	E8- Updated 7/11/2017. PCN forthcoming.
N/A	N/A	S400 851 150 0C	400 851 104 0	ST Hydraulic
N/A	N/A	S400 851 151 0C	400 851 103 0	ST Hydraulic
N/A	N/A	S400 851 152 0C	400 851 106 0	ST Hydraulic
N/A	N/A	S400 851 153 0C	400 851 105 0	ST Hydraulic
N/A	N/A	S400 865 743 0C	400 865 828 0	E4
N/A	N/A	S400 864 801 0C	400 864 801 0	MBSP - OEM and AM buy same part number
N/A	N/A	S400 864 802 0C	400 864 802 0	MBSP - OEM and AM buy same part number
N/A	N/A	S400 864 803 0C	400 864 803 0	MBSP - OEM and AM buy same part number
N/A	N/A	S400 864 804 0C	400 864 804 0	MBSP - OEM and AM buy same part number
N/A	N/A	S400 867 101 0C	400 867 101 0	MBSP - OEM and AM buy same part number
N/A	N/A	S400 867 102 0C	400 867 102 0	MBSP - OEM and AM buy same part number
N/A	N/A	S400 867 103 0C	400 867 103 0	MBSP - OEM and AM buy same part number
N/A	N/A	S400 867 104 0C	400 867 104 0	MBSP - OEM and AM buy same part number
N/A	N/A	S400 865 739 0C	400 865 265 0	E4
N/A	N/A	S400 865 744 0C	400 865 266 0	E4
N/A	N/A	S400 865 744 0C	400 865 273 0	E4
N/A	N/A	S400 865 735 0C	400 865 267 0	E4
N/A	N/A	S400 867 300 0C	400 867 300 0	E8 - OEM and AM buy same part number
N/A	N/A	S400 867 301 0C	400 867 301 0	E8 - OEM and AM buy same part number
N/A	N/A	S400 867 302 0C	400 867 302 0	E8 - OEM and AM buy same part number
N/A	N/A	S400 867 303 0C	400 867 303 0	E8 - OEM and AM buy same part number
N/A	N/A	S400 867 304 0C	400 867 304 0	E8 - OEM and AM buy same part number

TRACTOR ABS ECU CROSS REFERENCE				
Pre 4.4B Part Number	4.4B ABS ECU Part Number	Aftermarket Programming Kit Part Number (The New "Base Unit" Part Number to be purchased)	The Part Number that Will Identify the Configuration File to Purchase from https://wabco.snapon.com	Comments
N/A	N/A	S400 867 305 0C	400 867 305 0	E8 - OEM and AM buy same part number
N/A	N/A	S400 867 306 0C	400 867 306 0	E8 - OEM and AM buy same part number
N/A	N/A	S400 867 307 0C	400 867 307 0	E8 - OEM and AM buy same part number
N/A	N/A	S400 867 308 0C	400 867 308 0	E8 - OEM and AM buy same part number
N/A	N/A	S400 867 309 0C	400 867 309 0	E8 - OEM and AM buy same part number
N/A	N/A	S400 867 310 0C	400 867 310 0	E8 - OEM and AM buy same part number
N/A	N/A	S400 867 311 0C	400 867 311 0	E8 - OEM and AM buy same part number
N/A	N/A	S400 867 081 0C	400 867 081 0	E8 - OEM and AM buy same part number
N/A	N/A	S400 867 082 0C	400 867 082 0	E8 - OEM and AM buy same part number
N/A	N/A	S400 867 083 0C	400 867 083 0	E8 - OEM and AM buy same part number
N/A	N/A	S400 867 084 0C	400 867 084 0	E8 - OEM and AM buy same part number
N/A	N/A	S400 867 085 0C	400 867 085 0	E8 - OEM and AM buy same part number
N/A	N/A	S400 867 086 0C	400 867 086 0	E8 - OEM and AM buy same part number
N/A	N/A	S400 867 087 0C	400 867 087 0	E8 - OEM and AM buy same part number
N/A	N/A	S400 867 088 0C	400 867 088 0	E8 - OEM and AM buy same part number
N/A	N/A	S400 865 736 0C	400 865 268 0	E4
N/A	N/A	S400 865 744 0C	400 865 269 0	E4
N/A	N/A	S400 867 071 0C	400 867 071 0	E8 - OEM and AM buy same part number. Replacements for PCN 31225
N/A	N/A	S400 867 072 0C	400 867 072 0	E8 - OEM and AM buy same part number. Replacements for PCN 31225
N/A	N/A	S400 867 073 0C	400 867 073 0	E8 - OEM and AM buy same part number. Replacements for PCN 31225
N/A	N/A	S400 867 074 0C	400 867 074 0	E8 - OEM and AM buy same part number. Replacements for PCN 31225

TRACTOR ABS ECU CROSS REFERENCE				
Pre 4.4B Part Number	4.4B ABS ECU Part Number	Aftermarket Programming Kit Part Number (The New "Base Unit" Part Number to be purchased)	The Part Number that Will Identify the Configuration File to Purchase from https://wabco.snapon.com	Comments
N/A	N/A	S400 867 075 0C	400 867 075 0	E8 - OEM and AM buy same part number. Replacements for PCN 31225
N/A	N/A	S400 867 076 0C	400 867 076 0	E8 - OEM and AM buy same part number. Replacements for PCN 31225
N/A	N/A	S400 867 077 0C	400 867 077 0	E8 - OEM and AM buy same part number. Replacements for PCN 31225
N/A	N/A	S400 867 078 0C	400 867 078 0	E8 - OEM and AM buy same part number. Replacements for PCN 31225
N/A	N/A	S400 867 079 0C	400 867 079 0	E8 - OEM and AM buy same part number. Replacements for PCN 31225
N/A	N/A	S400 867 300 0C	400 867 200 0	E8- Updated 7/11/2017. PCN forthcoming.
N/A	N/A	S400 867 301 0C	400 867 201 0	E8- Updated 7/11/2017. PCN forthcoming.
N/A	N/A	S400 867 302 0C	400 867 202 0	E8- Updated 7/11/2017. PCN forthcoming.
N/A	N/A	S400 867 303 0C	400 867 203 0	E8- Updated 7/11/2017. PCN forthcoming.
N/A	N/A	S400 867 304 0C	400 867 204 0	E8- Updated 7/11/2017. PCN forthcoming.
N/A	N/A	S400 867 305 0C	400 867 205 0	E8- Updated 7/11/2017. PCN forthcoming.
N/A	N/A	S400 867 306 0C	400 867 206 0	E8- Updated 7/11/2017. PCN forthcoming.
N/A	N/A	S400 867 307 0C	400 867 207 0	E8- Updated 7/11/2017. PCN forthcoming.
N/A	N/A	S400 867 211 0C	400 867 211 0	E8 - OEM and AM buy same part number
N/A	N/A	S400 867 212 0C	400 867 212 0	E8 - OEM and AM buy same part number
N/A	N/A	S400 867 213 0C	400 867 213 0	E8 - OEM and AM buy same part number
N/A	N/A	S400 867 214 0C	400 867 214 0	E8 - OEM and AM buy same part number
N/A	N/A	S400 867 215 0C	400 867 215 0	E8 - OEM and AM buy same part number
N/A	N/A	S400 867 216 0C	400 867 216 0	E8 - OEM and AM buy same part number

TRACTOR ABS ECU CROSS REFERENCE				
Pre 4.4B Part Number	4.4B ABS ECU Part Number	Aftermarket Programming Kit Part Number (The New "Base Unit" Part Number to be purchased)	The Part Number that Will Identify the Configuration File to Purchase from https://wabco.snapon.com	Comments
N/A	N/A	S400 867 320 0C	400 867 320 0	E8 - OEM and AM buy same part number
N/A	N/A	S400 867 321 0C	400 867 321 0	E8 - OEM and AM buy same part number
N/A	N/A	S400 867 322 0C	400 867 322 0	E8 - OEM and AM buy same part number
N/A	N/A	S400 867 323 0C	400 867 323 0	E8 - OEM and AM buy same part number
N/A	N/A	S400 867 324 0C	400 867 324 0	E8 - OEM and AM buy same part number
N/A	N/A	S400 867 325 0C	400 867 325 0	E8 - OEM and AM buy same part number
N/A	N/A	S400 867 326 0C	400 867 326 0	E8 - OEM and AM buy same part number
N/A	N/A	S400 867 327 0C	400 867 327 0	E8 - OEM and AM buy same part number
N/A	N/A	S400 867 113 0C	400 867 113 0	MBSP - OEM and AM buy same part number
N/A	N/A	S400 867 114 0C	400 867 114 0	MBSP - OEM and AM buy same part number
N/A	N/A	S400 867 115 0C	400 867 115 0	MBSP - OEM and AM buy same part number
N/A	N/A	S400 867 116 0C	400 867 116 0	MBSP - OEM and AM buy same part number
N/A	N/A	S400 865 744 0C	400 865 272 0	E4
N/A	N/A	S400 867 016 0C	400 867 016 0	E8 - OEM and AM buy same part number
N/A	N/A	S400 867 017 0C	400 867 017 0	E8 - OEM and AM buy same part number
N/A	N/A	S400 867 018 0C	400 867 018 0	E8 - OEM and AM buy same part number
N/A	N/A	S400 867 024 0C	400 867 024 0	E8 - OEM and AM buy same part number
N/A	N/A	S400 867 025 0C	400 867 025 0	E8 - OEM and AM buy same part number
N/A	N/A	S400 867 026 0C	400 867 026 0	E8 - OEM and AM buy same part number
N/A	N/A	S400 867 027 0C	400 867 027 0	E8 - OEM and AM buy same part number
N/A	N/A	S400 867 028 0C	400 867 028 0	E8 - OEM and AM buy same part number
N/A	N/A	S400 867 029 0C	400 867 029 0	E8 - OEM and AM buy same part number

WABCO OE #	WABCO Service Part #
4039943	403 994 3 3
100 001 012 4	S100 001 012 4
100 100 002 4	S100 100 002 4
100 200 032 0	S100 200 032 0
100 400 002 0	S100 400 002 0
100 400 004 0	S100 400 004 0
100 400 005 0	S100 400 005 0
105 100 002 0	S105 100 002 0
164 217 630 8	S164 217 630 8
164 217 740 8	S164 217 740 8
246 301 542 0	S246 301 542 0
400 030 025 0	S400 030 025 0
400 500 035 0	R955386
400 500 081 0	S400 500 081 0
400 500 083 0	S400 500 083 0
400 500 101 0	S400 500 101 0
400 500 101 7	S400 500 101 7
400 500 102 0	S400 500 102 0
400 500 102 7	S400 500 102 7
400 500 103 0	S400 500 103 0
400 500 103 7	S400 500 103 7
400 500 104 0	S400 500 104 0
400 500 104 7	S400 500 104 7
400 500 105 0	S400 500 105 0
400 500 106 0	S400 500 106 0
400 600 010 0	S400 600 010 0
400 601 365 0	S400 601 365 0
400 652 043 0	S400 652 043 0
400 850 010 0	S400 850 010 0
400 850 013 0	S400 860 000 0
400 850 014 0	S400 860 000 0
400 850 016 0	S400 850 016 0
400 850 048 4	S400 850 048 4
400 850 049 0	S400 850 049 0
400 850 053 0	R950127
400 850 054 0	S472 195 052 0
400 850 054 7	S400 850 054 7
400 850 063 2	S400 850 063 2
400 850 071 0	S400 860 000 0
400 850 072 0	S400 860 000 0
400 850 074 0	S400 860 856 0
400 850 099 0	S400 864 009 0
400 850 119 0	S400 850 119 0
400 850 124 0	S472 500 127 0

WABCO OE #	WABCO Service Part #
400 850 130 0	S472 500 253 0
400 850 134 0	S400 850 134 0
400 850 150 4	S400 850 150 4
400 850 167 0	S400 864 011 0
400 850 177 0	S478 407 033 0
400 850 180 0	S400 850 180 0
400 850 184 0	S400 850 184 0
400 850 199 0	S400 850 199 0
400 850 215 0	S400 862 706 0
400 850 225 0	S400 862 713 0
400 850 272 2	S400 850 272 2
400 850 290 0	S400 850 290 0
400 850 299 0	S400 850 299 0
400 850 307 0	S400 860 000 0
400 850 308 0	S400 860 000 0
400 850 309 0	S400 850 309 0
400 850 310 0	S400 860 856 0
400 850 317 0	S400 850 317 0
400 850 370 0	S400 850 370 0
400 850 371 0	S400 850 371 0
400 850 401 0	S400 850 401 0
400 850 402 0	S400 850 402 0
400 850 403 0	S400 860 000 0
400 850 404 0	S446 044 086 0
400 850 405 0	S400 850 405 0
400 850 406 0	S400 864 011 0
400 850 408 0	S446 044 085 0
400 850 409 0	S400 850 409 0
400 850 411 0	S400 850 411 0
400 850 430 0	S400 850 430 0
400 850 431 0	S400 850 431 0
400 850 511 0	S400 850 511 0
400 850 600 0	S400 850 600 0
400 850 600 2	S400 850 600 2
400 850 600 7	S400 850 600 7
400 850 601 0	S400 850 601 0
400 850 601 7	S400 850 601 7
400 850 602 0	S400 850 602 0
400 850 602 7	S400 850 602 7
400 850 606 0	S400 851 876 7
400 850 607 0	S400 850 607 0
400 850 610 0	S400 850 610 0
400 850 614 0	S400 850 614 0
400 850 615 0	S400 850 615 0

WABCO OE #	WABCO Service Part #
400 850 616 0	S400 850 616 0
400 850 617 0	S400 850 617 0
400 850 622 0	S400 850 622 0
400 850 643 0	S400 850 643 0
400 850 672 0	S400 850 672 0
400 850 675 0	S400 851 877 0X
400 850 698 0	S400 865 189 0
400 850 701 0	S400 850 701 0
400 850 701 7	S400 850 701 7
400 850 707 0	S400 850 707 0
400 850 711 0	S400 850 711 0
400 850 716 0	S400 850 716 0
400 850 736 0	S400 850 736 0
400 850 759 0	S400 866 823 0
400 850 765 0	S400 850 765 0
400 850 788 0	S400 850 788 0
400 850 789 0	S400 850 789 0
400 850 790 0	S400 850 790 0
400 850 791 0	S400 850 791 0
400 850 796 2	S400 850 796 2
400 850 797 0	S400 850 797 0
400 850 798 4	S400 850 798 4
400 850 799 0	S400 850 799 0
400 850 801 0	S400 850 801 0
400 850 802 0	S400 850 802 0
400 850 803 0	S400 850 803 0
400 850 806 0	S400 850 806 0
400 850 807 0	S400 850 807 0
400 850 811 0	S400 850 811 0
400 850 813 0	S400 850 813 0
400 850 818 0	S400 850 818 0
400 850 820 0	S400 850 820 0
400 850 821 0	S400 850 821 0
400 850 823 0	S400 850 823 0
400 850 824 0	S400 850 824 0
400 850 826 0	S400 850 826 0
400 850 831 0	S400 850 831 0
400 850 841 0	S400 850 841 0
400 850 845 0	S400 850 845 0
400 850 846 0	S400 850 846 0
400 850 851 0	S400 851 875 7
400 850 852 0	S400 851 876 7
400 850 853 0	S400 851 877 7
400 850 854 0	S400 851 876 7

WABCO OE #	WABCO Service Part #
400 850 855 0	S400 851 877 7
400 850 856 0	S400 851 877 7
400 850 857 0	S400 851 875 7
400 850 858 0	S400 851 876 7
400 850 866 0	S400 850 866 0
400 850 872 0	S400 850 872 0
400 850 904 0	S400 850 904 0
400 850 912 0	S400 850 912 0
400 850 914 0	S400 850 914 0
400 850 915 0	S400 850 915 0
400 850 916 0	S400 850 916 0
400 850 918 0	S400 850 918 0
400 850 919 0	S400 850 924 0
400 850 920 0	S400 850 920 0
400 850 921 0	S400 850 926 0
400 850 923 0	S400 850 923 0
400 850 924 0	S400 850 924 0
400 850 925 0	S400 850 925 0
400 850 929 0	S400 850 929 0
400 850 930 0	S400 850 930 0
400 850 931 0	S400 850 931 0
400 850 932 0	S400 850 932 0
400 850 933 0	S400 850 933 0
400 850 960 0	S400 850 960 0
400 851 001 0	S400 851 001 0
400 851 002 4	S400 851 002 4
400 851 014 0	S400 851 884 0
400 851 015 0	S400 851 885 7
400 851 016 0	S400 851 886 0
400 851 020 0	S400 851 886 7
400 851 021 0	S400 851 021 0
400 851 102 4	S400 851 102 4
400 851 111 4	S400 851 111 4
400 851 150 0	S400 851 150 00
400 851 151 0	S400 851 151 10
400 851 152 0	S400 851 152 20
400 851 153 0	S400 851 153 30
400 851 705 0	S400 851 875 0X
400 851 705 0X	S400 851 875 0X
400 851 705 7	S400 851 875 0X
400 851 851 0	S400 851 875 7
400 851 852 0	S400 851 876 7
400 851 853 0	S400 851 877 7
400 851 854 0	S400 851 876 7

WABCO OE #	WABCO Service Part #
400 851 855 0	S400 851 877 7
400 851 856 0	S400 851 877 7
400 851 857 0	S400 851 875 7
400 851 858 0	S400 851 876 7
400 851 864 0	S400 851 875 0
400 851 874 0	S400 851 874 0
400 851 875 0	S400 851 875 0
400 851 876 0X	S400 851 876 0X
400 851 878 0	S400 851 878 0
400 851 878 7	S400 851 878 7
400 851 879 7	S400 851 879 7
400 851 880 7	S400 851 880 7
400 851 881 0	S400 851 881 0
400 851 882 0	S400 851 882 0
400 851 884 0	S400 851 884 7
400 851 885 0	S400 851 885 7
400 851 886 0	S400 851 886 7
400 852 877 7	S400 852 878 0X
400 853 001 0	S400 853 001 0
400 853 002 0	S400 853 002 0
400 860 000 0	S400 860 000 00
400 860 002 0	S400 860 002 0C
400 860 002 0	S400 860 002 0C
400 860 003 0	S400 860 003 30
400 860 010 0	S400 860 110 0
400 860 100 0	S400 860 000 0
400 860 103 0	S400 860 000 0
400 860 104 0	S400 860 000 0
400 860 105 0	S400 860 000 0
400 860 110 0	S400 860 110 0
400 860 140 0	S400 860 140 0
400 860 140 0	S400 860 140 00
400 860 850 0	S400 860 003 0
400 860 851 0	S400 860 003 0
400 860 853 0	S400 860 004 0C
400 860 855 0	S400 860 003 0
400 860 870 0	S400 860 870 0
400 860 902 0	S400 860 902 0
400 860 912 0	S400 860 912 0C
400 860 912 0	S400 860 912 0C
400 860 913 0	S400 860 913 30
400 860 914 0	S400 860 914 0C
400 860 914 0	S400 860 914 0C
400 862 008 0	S400 862 008 0C

WABCO OE #	WABCO Service Part #
400 862 009 0	S400 862 009 0C
400 862 009 0	S400 862 009 0C
400 862 010 0	S400 862 010 0C
400 862 010 0	S400 862 010 0C
400 862 111 0	S400 862 111 0
400 862 113 0	S400 862 113 0
400 862 118 0	S400 862 118 0
400 862 185 0	S400 862 185 0
400 862 200 0	S400 862 200 0C
400 862 200 0	S400 862 200 0C
400 862 201 0	S400 862 201 0C
400 862 201 0	S400 862 201 0C
400 862 202 0	S400 862 202 0C
400 862 202 0	S400 862 202 0C
400 862 600 0	S400 862 600 0
400 862 601 0	S400 862 601 0
400 862 602 0	S400 862 602 0
400 862 700 0	S400 862 700 0
400 862 703 0	S400 862 703 0
400 862 704 0	S400 862 704 0
400 862 705 0	S400 862 705 0
400 862 706 0	S400 862 706 0
400 862 707 0	S400 862 707 0
400 862 709 0	S400 862 709 0
400 862 710 0	S400 862 710 0
400 862 711 0	S400 862 711 0
400 862 712 0	S400 862 712 0
400 862 713 0	S400 862 713 0
400 862 714 0	S400 862 714 0
400 862 715 0	S400 862 715 0
400 862 730 0	S400 862 730 0
400 862 733 0	S400 862 733 0
400 862 736 0	S400 862 736 0
400 864 004 0	S400 864 004 0C
400 864 004 0	S400 864 004 0C
400 864 006 0	S400 864 006 0C
400 864 006 0	S400 864 006 0C
400 864 007 0	S400 864 007 0C
400 864 008 0	S400 864 008 0
400 864 009 0	S400 864 009 0
400 864 009 0	S400 864 009 90
400 864 010 0	S400 864 010 0C
400 864 011 0	S400 864 011 10
400 864 013 0	S400 864 013 0C

WABCO OE #	WABCO Service Part #
400 864 013 0	S400 864 013 0C
400 864 014 0	S400 864 014 0C
400 864 058 0	S400 864 058 0
400 864 082 0	S400 864 082 0C
400 864 082 0	S400 864 082 0C
400 864 087 0	S400 864 087 0
400 864 088 0	S400 864 088 0
400 864 088 0	S400 864 088 80
400 864 303 0	S400 864 303 0
400 864 304 0	S400 864 009 0
400 864 305 0	S400 864 009 0
400 864 360 0	S400 864 009 0
400 864 361 0	S400 864 009 0
400 864 366 0	S400 864 009 0
400 864 367 0	S400 864 367 0
400 864 368 0	S400 864 009 0
400 864 400 0	S400 864 011 0
400 864 401 0	S400 864 011 0
400 864 415 0	S400 864 415 0
400 864 496 0	S400 864 496 0
400 864 499 0	S400 864 499 0
400 864 522 0	S400 864 522 0
400 864 522 0	S400 864 522 20
400 864 561 0	S400 864 566 0C
400 864 565 0	S400 864 565 0C
400 864 565 0	S400 864 565 0C
400 864 568 0	S400 864 568 0C
400 864 568 0	S400 864 568 0C
400 864 569 0	S400 864 569 0C
400 864 569 0	S400 864 569 0C
400 864 571 0	S400 864 571 0
400 864 603 0	S400 864 007 0C
400 864 604 0	S400 864 008 0C
400 864 605 0	S400 864 605 0
400 864 611 0	S400 864 611 0
400 864 612 0	S400 864 612 0
400 864 618 0	S400 864 618 0
400 864 622 0	S400 864 622 0
400 864 623 0	S400 864 005 0C
400 864 624 0	S400 864 624 0
400 864 626 0	S400 864 626 0
400 864 661 0	S400 864 008 0C
400 864 662 0	S400 864 008 0C
400 864 667 0	S400 864 008 0C
400 864 701 0	S400 864 701 0

WABCO OE #	WABCO Service Part #
400 864 702 0	S400 864 702 0
400 864 703 0	S400 864 703 0
400 864 704 0	S400 864 704 0
400 864 777 0	S400 864 777 0
400 864 778 0	S400 864 778 0
400 864 779 0	S400 864 779 0
400 864 801 0	S400 864 801 10
400 864 802 0	S400 864 802 20
400 864 803 0	S400 864 803 30
400 864 804 0	S400 864 804 40
400 864 900 0	S400 864 900 0
400 865 002 0	S400 865 002 0
400 865 006 0	S400 865 006 0
400 865 007 0	S400 865 007 0
400 865 010 0	S400 865 010 0
400 865 013 0	S400 865 013 30
400 865 021 0	S400 865 021 0
400 865 023 0	S400 865 023 0
400 865 024 0	S400 865 024 0
400 865 025 0	S400 865 014 0C
400 865 027 0	S400 865 027 0
400 865 038 0	S400 865 180 0
400 865 043 0	S400 865 043 30
400 865 044 0	S400 865 044 40
400 865 045 0	S400 865 045 50
400 865 046 0	S400 865 046 0C
400 865 046 0	S400 865 046 0C
400 865 053 0	S400 865 053 0C
400 865 053 0	S400 865 053 0C
400 865 054 0	S400 865 054 0C
400 865 054 0	S400 865 054 0C
400 865 057 0	S400 865 057 0C
400 865 057 0	S400 865 057 0C
400 865 059 0	S400 865 059 0C
400 865 059 0	S400 865 059 0C
400 865 131 0	S400 865 052 0C
400 865 133 0	S400 865 133 0
400 865 134 0	S400 865 052 0C
400 865 135 0	S400 865 135 0
400 865 136 0	S400 865 052 0C
400 865 137 0	S400 865 137 0
400 865 144 0	S400 865 014 0C
400 865 146 0	S400 865 045 0
400 865 148 0	S400 865 045 0
400 865 149 0	S400 865 149 0

WABCO OE #	WABCO Service Part #
400 865 153 0	S400 865 153 0
400 865 155 0	S400 865 048 0C
400 865 158 0	S400 865 013 0
400 865 159 0	S400 865 013 0
400 865 160 0	S400 865 013 0
400 865 162 0	S400 865 162 0
400 865 163 0	S400 865 043 0
400 865 164 0	S400 865 043 0
400 865 165 0	S400 865 043 0
400 865 166 0	S400 865 166 0
400 865 167 0	S400 865 043 0
400 865 168 0	S400 865 168 0
400 865 169 0	S400 865 169 0
400 865 170 0	S400 865 170 0
400 865 173 0	S400 865 173 0
400 865 176 0	S400 865 044 0
400 865 177 0	S400 865 044 0
400 865 178 0	S400 865 047 0C
400 865 179 0	S400 865 179 0
400 865 191 0	S400 865 191 0
400 865 193 0	S400 865 193 0
400 865 194 0	S400 865 194 0
400 865 195 0	S400 865 044 0
400 865 196 0	S400 865 043 0
400 865 197 0	S400 865 014 0C
400 865 198 0	S400 865 198 0
400 865 199 0	S400 865 199 0
400 865 204 0	S400 865 015 0C
400 865 211 0	S400 865 211 0
400 865 231 0	S400 865 231 0
400 865 238 0	S400 865 238 0
400 865 240 0	S400 865 240 0
400 865 244 0	S400 865 244 0
400 865 301 0	S400 865 301 0
400 865 302 0	S400 865 302 0
400 865 303 0	S400 865 303 0
400 865 304 0	S400 865 304 0
400 865 305 0	S400 865 305 0
400 865 401 0	S400 865 401 0
400 865 407 0	S400 865 407 0
400 865 411 0	S400 865 411 0
400 865 412 0	S400 865 412 0
400 865 602 0	S400 865 602 0C
400 865 602 0	S400 865 602 0C
400 865 603 0	S400 865 603 0C

WABCO OE #	WABCO Service Part #
400 865 603 0	S400 865 603 0C
400 865 731 0	S400 865 731 10
400 865 732 0	S400 865 732 20
400 865 733 0	S400 865 733 30
400 865 734 0	S400 865 734 0C
400 865 734 0	S400 865 734 0C
400 865 735 0	S400 865 735 0C
400 865 735 0	S400 865 735 0C
400 865 736 0	S400 865 736 0C
400 865 736 0	S400 865 736 0C
400 865 738 0	S400 865 738 0C
400 865 738 0	S400 865 738 0C
400 865 739 0	S400 865 739 0C
400 865 739 0	S400 865 739 0C
400 865 740 0	S400 865 740 0C
400 865 740 0	S400 865 740 0C
400 865 741 0	S400 865 741 0C
400 865 741 0	S400 865 741 0C
400 865 743 0	S400 865 743 0C
400 865 743 0	S400 865 743 0C
400 865 744 0	S400 865 744 0C
400 865 744 0	S400 865 744 0C
400 865 745 0	S400 865 745 0C
400 865 745 0	S400 865 745 0C
400 865 757 0	S400 865 757 0
400 865 768 0	S400 865 768 0
400 865 811 0	S400 865 811 0
400 865 819 0	S400 865 819 0
400 865 820 0	S400 865 820 0
400 865 821 0	S400 865 821 0
400 865 822 0	S400 865 822 0
400 865 823 0	S400 865 823 0
400 865 824 0	S400 865 824 0
400 865 829 0	S400 865 829 0
400 866 001 0	S400 866 001 0
400 866 002 0	S400 866 002 0
400 866 007 0	S400 866 007 0
400 866 023 0	S400 866 023 0
400 866 025 0	S400 866 025 0
400 866 041 0	S400 866 041 0
400 866 049 0	S400 866 823 0
400 866 051 0	S400 866 051 0
400 866 062 0	S400 866 062 0
400 866 066 0	S400 866 066 0
400 866 093 0	S400 866 093 0

WABCO OE #	WABCO Service Part #
400 866 164 0	S400 866 164 40
400 866 165 0	S400 866 165 50
400 866 166 0	S400 866 166 60
400 866 254 0	S400 866 254 0C
400 866 254 0	S400 866 254 0C
400 866 254 0	S400 866 254 0
400 866 300 0	S400 866 300 0
400 866 301 0	S400 866 166 0
400 866 302 0	S400 866 166 0
400 866 303 0	S400 866 166 0
400 866 304 0	S400 866 166 0
400 866 305 0	S400 866 166 0
400 866 307 0	S400 866 307 0
400 866 308 0	S400 866 308 0
400 866 310 0	S400 866 310 0
400 866 313 0	S400 866 313 0
400 866 315 0	S400 866 169 0C
400 866 317 0	S400 866 169 0C
400 866 318 0	S400 866 169 0C
400 866 320 0	S400 866 320 0
400 866 321 0	S400 866 165 0
400 866 322 0	S400 866 165 0
400 866 326 0	S400 866 165 0
400 866 329 0	S400 866 168 0C
400 866 330 0	S400 866 168 0C
400 866 331 0	S400 866 168 0C
400 866 332 0	S400 866 168 0C
400 866 333 0	S400 866 168 0C
400 866 335 0	S400 866 335 0
400 866 336 0	S400 866 336 0
400 866 337 0	S400 866 164 0
400 866 338 0	S400 866 338 0
400 866 339 0	S400 866 339 0
400 866 343 0	S400 866 164 0
400 866 345 0	S400 866 345 0
400 866 346 0	S400 866 164 0
400 866 347 0	S400 866 164 0
400 866 349 0	S400 866 349 0
400 866 350 0	S400 866 350 0
400 866 351 0	S400 866 164 0
400 866 352 0	S400 866 164 0
400 866 356 0	S400 866 164 0
400 866 357 0	S400 866 164 0
400 866 360 0	S400 866 164 0
400 866 361 0	S400 866 164 0

WABCO OE #	WABCO Service Part #
400 866 362 0	S400 866 362 0
400 866 363 0	S400 866 164 0
400 866 384 0	S400 866 384 0
400 866 389 0	S400 866 389 0
400 866 391 0	S400 866 391 0
400 866 393 0	S400 866 393 0
400 866 395 0	S400 866 395 0
400 866 396 0	S400 866 396 0
400 866 399 0	S400 866 399 0
400 866 400 0	S400 866 400 0
400 866 403 0	S400 866 403 0
400 866 406 0	S400 866 406 0
400 866 409 0	S400 866 409 0
400 866 412 0	S400 866 412 0
400 866 416 0	S400 866 416 0
400 866 418 0	S400 866 418 0
400 866 421 0	S400 866 421 0
400 866 422 0	S400 866 422 0
400 866 424 0	S400 866 424 0
400 866 425 0	S400 866 425 0
400 866 427 0	S400 866 427 0
400 866 428 0	S400 866 428 0
400 866 434 0	S400 866 434 0
400 866 439 0	S400 866 439 0
400 866 441 0	S400 866 441 0
400 866 448 0	S400 866 167 0C
400 866 449 0	S400 866 167 0C
400 866 450 0	S400 866 450 0
400 866 451 0	S400 866 167 0C
400 866 452 0	S400 866 167 0C
400 866 454 0	S400 866 167 0C
400 866 457 0	S400 866 167 0C
400 866 461 0	S400 866 167 0C
400 866 463 0	S400 866 463 0
400 866 466 0	S400 866 466 0
400 866 467 0	S400 866 467 0
400 866 468 0	S400 866 164 0
400 866 471 0	S400 866 471 0
400 866 472 0	S400 866 472 0
400 866 473 0	S400 866 473 0
400 866 474 0	S400 866 474 0
400 866 480 0	S400 866 480 0
400 866 482 0	S400 866 482 0
400 866 484 0	S400 866 484 0
400 866 485 0	S400 866 485 0

WABCO OE #	WABCO Service Part #
400 866 486 0	S400 866 486 0
400 866 487 0	S400 866 487 0
400 866 490 0	S400 866 490 0
400 866 491 0	S400 866 491 0
400 866 493 0	S400 866 493 0
400 866 497 0	S400 866 497 0
400 866 511 0	S400 866 511 0
400 866 512 0	S400 866 512 0
400 866 513 0	S400 866 513 0
400 866 514 0	S400 866 514 0
400 866 515 0	S400 866 515 0
400 866 516 0	S400 866 516 0
400 866 522 0	S400 866 167 0C
400 866 524 0	S400 866 524 0
400 866 534 0	S400 866 534 0
400 866 537 0	S400 866 537 0
400 866 539 0	S400 866 539 0
400 866 542 0	S400 866 542 0
400 866 543 0	S400 866 543 0
400 866 545 0	S400 866 545 0
400 866 551 0	S400 866 551 0
400 866 552 0	S400 866 552 0
400 866 556 0	S400 866 556 0
400 866 573 0	S400 866 573 0
400 866 579 0	S400 866 579 0
400 866 586 0	S400 866 586 0
400 866 599 0	S400 866 599 0
400 866 662 0	S400 866 662 0
400 866 664 0	S400 866 664 0
400 866 668 0	S400 866 668 0
400 866 672 0	S400 866 672 0
400 866 673 0	S400 866 673 0
400 866 674 0	S400 866 674 0
400 866 675 0	S400 866 675 0
400 866 676 0	S400 866 676 0
400 866 679 0	S400 866 679 0
400 866 681 0	S400 866 681 0
400 866 682 0	S400 866 682 0
400 866 683 0	S400 866 683 0
400 866 684 0	S400 866 684 0
400 866 685 0	S400 866 685 0
400 866 702 0	S400 866 702 0
400 866 703 0	S400 866 703 0
400 866 704 0	S400 866 704 0

WABCO OE #	WABCO Service Part #
400 866 705 0	S400 866 705 0
400 866 710 0	S400 866 710 0
400 866 711 0	S400 866 711 0
400 866 712 0	S400 866 712 0
400 866 713 0	S400 866 713 0
400 866 718 0	S400 866 718 0
400 866 719 0	S400 866 719 0
400 866 720 0	S400 866 720 0
400 866 722 0	S400 866 722 0
400 866 740 0	S400 866 740 0
400 866 742 0	S400 866 742 0
400 866 744 0	S400 866 744 0
400 866 751 0	S400 866 751 0
400 866 761 0	S400 866 761 0
400 866 763 0	S400 866 763 0
400 866 765 0	S400 866 765 0
400 866 792 0	S400 866 792 0
400 866 801 0	S400 866 801 0
400 866 802 0	S400 866 802 0
400 866 803 0	S400 866 803 0
400 866 804 0	S400 866 804 0
400 866 805 0	S400 866 805 0
400 866 807 0	S400 866 807 0
400 866 808 0	S400 866 808 0
400 866 810 0	S400 866 810 0
400 866 811 0	S400 866 811 0
400 866 813 0	S400 866 813 0
400 866 814 0	S400 866 814 0
400 866 819 0	S400 866 819 0
400 866 821 0	S400 866 821 0
400 866 822 0	S400 866 822 0
400 866 823 0	S400 866 823 0
400 866 825 0	S400 866 825 0
400 866 826 0	S400 866 826 0
400 866 934 0	S400 866 934 0
400 866 941 0	S400 866 941 0
400 866 944 0	S400 866 944 0
400 866 945 0	S400 866 945 0
400 866 947 0	S400 866 947 0
400 866 950 0	S400 866 950 0
400 866 953 0	S400 866 953 0
400 866 954 0	S400 866 954 0
400 866 955 0	S400 866 955 0
400 866 958 0	S400 866 958 0

WABCO OE #	WABCO Service Part #
400 866 960 0	S400 866 960 0
400 866 970 0	S400 866 970 0
400 866 977 0	S400 866 977 0
400 866 978 0	S400 866 978 0
400 866 979 0	S400 866 979 0
400 866 980 0	S400 866 980 0
400 866 984 0	S400 866 984 0
400 866 985 0	S400 866 985 0
400 866 986 0	S400 866 986 0
400 866 987 0	S400 866 987 0
400 866 989 0	S400 866 989 0
400 867 001 0	S400 867 001 0C
400 867 002 0	S400 867 002 0C
400 867 003 0	S400 867 073 0C
400 867 004 0	S400 867 004 0C
400 867 005 0	S400 867 005 0C
400 867 006 0	S400 867 006 0
400 867 006 0	S400 867 006 60
400 867 007 0	S400 867 007 0
400 867 007 0	S400 867 007 70
400 867 008 0	S400 867 008 0
400 867 009 0	S400 867 079 0C
400 867 015 0	S400 867 015 0
400 867 016 0	S400 867 016 60
400 867 017 0	S400 867 017 70
400 867 018 0	S400 867 018 80
400 867 020 0	S400 867 300 0C
400 867 020 0	S400 867 300 0C
400 867 021 0	S400 867 301 0C
400 867 021 0	S400 867 301 0C
400 867 022 0	S400 867 302 0C
400 867 023 0	S400 867 303 0C
400 867 024 0	S400 867 024 40
400 867 025 0	S400 867 025 50
400 867 026 0	S400 867 026 60
400 867 027 0	S400 867 027 70
400 867 028 0	S400 867 028 80
400 867 029 0	S400 867 029 90
400 867 041 0	S400 867 085 0C
400 867 041 0	S400 867 085 0C
400 867 042 0	S400 867 086 0C
400 867 042 0	S400 867 086 0C
400 867 043 0	S400 867 087 0C
400 867 043 0	S400 867 087 0C

WABCO OE #	WABCO Service Part #
400 867 044 0	S400 867 044 0C
400 867 044 0	S400 867 044 0C
400 867 044 0	S400 867 044 0
400 867 047 0	S400 867 047 0
400 867 071 0	S400 867 071 10
400 867 072 0	S400 867 072 20
400 867 074 0	S400 867 074 40
400 867 075 0	S400 867 075 50
400 867 076 0	S400 867 076 60
400 867 077 0	S400 867 077 70
400 867 078 0	S400 867 078 80
400 867 081 0	S400 867 081 10
400 867 082 0	S400 867 082 20
400 867 083 0	S400 867 083 30
400 867 084 0	S400 867 084 40
400 867 088 0	S400 867 088 80
400 867 090 0	S400 867 304 0C
400 867 090 0	S400 867 304 0C
400 867 091 0	S400 867 305 0C
400 867 091 0	S400 867 305 0C
400 867 092 0	S400 867 306 0C
400 867 092 0	S400 867 306 0C
400 867 093 0	S400 867 207 0C
400 867 093 0	S400 867 207 0C
400 867 101 0	S400 867 101 10
400 867 102 0	S400 867 102 20
400 867 103 0	S400 867 103 30
400 867 104 0	S400 867 104 40
400 867 113 0	S400 867 113 30
400 867 114 0	S400 867 114 40
400 867 115 0	S400 867 115 50
400 867 116 0	S400 867 116 60
400 867 200 0	S400 867 200 00
400 867 201 0	S400 867 201 10
400 867 202 0	S400 867 202 20
400 867 203 0	S400 867 203 30
400 867 204 0	S400 867 204 40
400 867 205 0	S400 867 205 50
400 867 206 0	S400 867 206 60
400 867 211 0	S400 867 211 10
400 867 212 0	S400 867 212 20
400 867 213 0	S400 867 213 30
400 867 214 0	S400 867 214 40
400 867 215 0	S400 867 215 50

WABCO OE #	WABCO Service Part #
400 867 216 0	S400 867 216 60
400 867 307 0	S400 867 307 70
400 867 308 0	S400 867 308 80
400 867 309 0	S400 867 309 90
400 867 310 0	S400 867 310 00
400 867 311 0	S400 867 311 10
400 867 320 0	S400 867 320 00
400 867 321 0	S400 867 321 10
400 867 322 0	S400 867 322 20
400 867 323 0	S400 867 323 30
400 867 324 0	S400 867 324 40
400 867 325 0	S400 867 325 50
400 867 326 0	S400 867 326 60
400 867 327 0	S400 867 327 70
400 867 401 0	S400 867 401 0
400 867 402 0	S400 867 402 0
400 867 403 0	S400 867 403 0
400 867 404 0	S400 867 404 0
400 867 405 0	S400 867 405 0
400 867 406 0	S400 867 406 0
400 867 407 0	S400 867 407 0
400 867 408 0	S400 867 408 0
400 867 409 0	S400 867 409 0
400 867 410 0	S400 867 410 0
400 867 411 0	S400 867 411 0
400 867 412 0	S400 867 412 0
400 868 008 0	S400 868 008 0C
400 868 008 0	S400 868 008 0C
400 868 103 0	S400 868 007 0C
400 868 104 0	S400 868 104 0
400 868 105 0	S400 868 105 0
400 868 107 0	S400 868 107 0
400 868 121 0	S400 868 009 0C
400 868 122 0	S400 868 122 0
400 868 123 0	S400 868 009 0C
400 868 126 0	S400 868 126 0
400 869 008 2	S400 869 008 2
400 869 010 2	S400 869 010 2
400 870 250 0	S400 870 250 0
400 870 701 0	S400 870 701 0
400 870 810 0	S400 870 810 0
400 870 840 0	S400 870 840 0
400 870 861 0	S400 870 861 0
400 870 862 0	S400 870 862 0

WABCO OE #	WABCO Service Part #
400 871 010 0	S400 871 010 0
400 871 011 0	S400 871 011 0
400 871 020 0	S400 871 020 0
400 871 021 0	S400 871 021 0
400 871 030 0	S400 871 030 0
400 871 040 0	S400 871 040 0
400 871 041 0	S400 871 041 0
400 871 051 0	S400 871 051 0
400 871 052 0	S400 871 052 0
400 871 062 0	S400 871 062 0
400 871 110 0	S400 871 110 0
400 871 120 0	S400 871 120 0
400 871 140 0	S400 871 140 0
400 871 150 0	S400 871 150 0
400 871 212 0	S400 871 212 0
400 871 221 0	S400 871 221 0
400 871 222 0	S400 871 222 0
400 871 241 0	S400 871 241 0
400 871 242 0	S400 871 242 0
400 871 251 0	S400 871 251 0
400 871 252 0	S400 871 252 0
400 871 254 0	S400 871 254 0
400 871 255 0	S400 871 255 0
400 871 256 0	S400 871 256 0
400 871 257 0	S400 871 257 0
400 871 261 0	S400 871 261 0
400 871 262 0	S400 871 262 0
400 871 263 0	S400 871 263 0
400 871 264 0	S400 871 264 0
400 871 271 0	S400 871 271 0
400 871 272 0	S400 871 272 0
400 871 273 0	S400 871 273 0
400 871 274 0	S400 871 274 0
400 871 283 0	S400 871 283 0
400 871 284 0	S400 871 284 0
400 871 285 0	S400 871 285 0
400 871 286 0	S400 871 286 0
400 871 402 0	S400 871 402 0
400 871 403 0	S400 871 403 0
400 871 450 0	S400 871 450 0
400 871 451 0	S400 871 451 0
400 871 452 0	S400 871 452 0
400 871 453 0	S400 871 453 0
400 871 456 0	S400 871 456 0

WABCO OE #	WABCO Service Part #
400 871 510 0	S400 871 510 0
400 871 511 0	S400 871 511 0
400 871 512 0	S400 871 512 0
400 871 513 0	S400 871 513 0
400 871 520 0	S400 871 520 0
400 871 521 0	S400 871 521 0
400 871 522 0	S400 871 522 0
400 871 530 0	S400 871 530 0
400 871 541 0	S400 871 541 0
400 871 542 0	S400 871 542 0
400 871 551 0	S400 871 551 0
400 871 552 0	S400 871 552 0
400 871 561 0	S400 871 561 0
400 871 562 0	S400 871 562 0
400 871 564 0	S400 871 564 0
400 871 611 0	S400 871 611 0
400 871 621 0	S400 871 621 0
400 871 640 0	S400 871 640 0
400 871 650 0	S400 871 650 0
400 871 801 0	S400 871 801 0
400 871 810 0	S400 871 810 0
400 871 850 0	S400 871 850 0
400 871 900 0	S400 871 900 0
400 871 901 0	S400 871 901 0
400 871 914 0	S400 871 914 0
400 871 916 0	S400 871 916 0
400 871 917 0	S400 871 917 0
400 871 918 0	S400 871 918 0
400 871 919 0	S400 871 919 0
400 871 920 0	S400 871 920 0
400 871 921 0	S400 871 921 0
400 871 922 0	S400 871 922 0
400 871 923 0	S400 871 923 0
400 871 924 0	S400 871 924 0
400 871 925 0	S400 871 925 0
400 871 926 0	S400 871 926 0
400 871 927 0	S400 871 927 0
400 871 928 0	S400 871 928 0
400 871 929 0	S400 871 929 0
400 871 930 0	S400 871 930 0
400 871 931 0	S400 871 931 0
400 871 940 2	S400 871 940 2
400 871 941 2	S400 871 941 2
400 871 942 2	S400 871 942 2

WABCO OE #	WABCO Service Part #
400 871 943 2	S400 871 943 2
400 871 944 2	S400 871 944 2
400 871 945 2	S400 871 945 2
400 871 947 2	S400 871 947 2
400 871 948 2	S400 871 948 2
400 871 949 2	S400 871 949 2
400 873 000 0	S400 873 000 0
400 873 002 0	S400 873 002 0
400 873 004 0	S400 873 004 0
400 873 005 0	S400 873 005 0
400 873 006 0	S400 873 006 0
400 873 007 0	S400 873 007 0
400 873 008 0	S400 873 008 0
400 873 009 0	S400 873 009 0
400 873 010 0	S400 873 010 0
400 873 011 0	S400 873 011 0
400 873 012 0	S400 873 012 0
400 873 013 0	S400 873 013 0
400 873 019 0	S400 873 019 0
400 873 020 0	S400 873 020 0
400 873 021 0	S400 873 021 0
400 873 022 0	S400 873 022 0
400 873 024 0	S400 873 024 0
400 873 025 0	S400 873 025 0
400 873 026 0	S400 873 026 0
400 873 100 0	S400 873 100 0
400 873 101 0	S400 873 101 0
400 873 102 0	S400 873 102 0
400 873 103 0	S400 873 103 0
400 873 103 2	S400 873 103 2
400 873 104 2	S400 873 104 2
400 873 105 2	S400 873 105 2
400 873 106 2	S400 873 106 2
400 873 107 2	S400 873 107 2
400 873 108 2	S400 873 108 2
400 873 109 2	S400 873 109 2
400 873 110 2	S400 873 110 2
400 873 111 2	S400 873 111 2
400 873 112 2	S400 873 112 2
400 873 113 2	S400 873 113 2
400 873 114 2	S400 873 114 2
400 873 117 2	S400 873 117 2
400 873 118 2	S400 873 118 2
400 873 119 2	S400 873 119 2

WABCO OE #	WABCO Service Part #
400 873 120 2	S400 873 120 2
400 877 001 0	S400 877 001 0
400 877 801 0	S400 877 801 0
400 878 200 0	S400 878 200 0
400 878 400 0	S400 878 400 0
400 878 410 0	S400 878 410 0
400 878 411 0	S400 878 411 0
400 878 412 0	S400 878 412 0
400 878 413 0	S400 878 413 0
400 890 001 0	S400 890 001 0
400 891 006 0	S400 891 006 0
400 891 007 0	S400 891 007 0
400852877X	S400 852 878 0X
411 003 011 0	S411 003 011 0
411 042 341 4	S411 042 341 4
411 052 300 0	S411 052 300 0
411 141 001 0	S411 141 001 0
411 141 002 0	S411 141 002 0
411 141 003 0	S411 141 003 0
411 141 552 0	S411 141 552 0
411 141 602 0	S411 141 702 0
411 141 640 0	S411 141 640 0
411 141 702 0	S411 141 702 0
411 141 703 0	S411 141 703 0
411 141 845 0	S411 141 845 0
411 142 566 0	S411 142 566 0
411 142 681 0	S411 142 681 0
411 143 805 0	S411 143 805 0
411 143 845 0	S411 143 845 0
411 144 050 0	S411 144 050 0
411 151 009 0	S411 151 009 0
411 153 502 0	S411 153 502 0
412 352 002 0	S412 352 025 0
412 352 020 0	S412 352 020 0
412 352 025 7	S412 352 025 7
412 352 026 0	S412 352 026 0
412 352 027 0	S412 352 027 0
412 352 030 0	S412 352 030 0
412 352 927 2	S412 352 927 2
412 704 008 0	S412 704 008 0
412 704 008 7	S412 704 008 7
412 704 024 0	S412 704 024 0
421 305 147 0	S421 305 147 0
421 410 001 2	S421 410 001 2

WABCO OE #	WABCO Service Part #
421 410 023 0	S421 410 023 0
421 411 094 0	S421 411 094 0
421 411 305 0	S421 411 305 0
421 411 309 0	S421 411 309 0
421 427 002 0	S421 427 002 0
421 429 909 0	S421 429 909 0
421 429 926 0	S421 429 939 0
421 429 938 0	S421 429 938 0
421 429 939 0	S421 429 939 0
421 429 951 0	S421 429 951 0
421 429 973 0	S421 429 973 0
422 809 000 2	S422 809 000 2
423 044 000 0	S423 044 000 0
423 056 000 0	S423 056 000 0
423 057 001 0	S423 057 001 0
423 060 000 0	S423 060 000 0
423 103 100 0	S423 103 100 0
423 105 018 0	S423 105 018 0
423 105 704 0	S423 105 704 0
423 106 900 0	S423 106 900 0
423 107 350 4	S423 107 350 4
423 107 900 0	S423 107 900 0
423 506 186 0	S423 506 186 0
423 506 187 0	S423 506 187 0
423 903 532 2	S423 903 532 2
425 331 000 0	S425 331 000 0
425 331 000 2	S425 331 000 2
425 333 001 2	S425 333 001 2
425 333 203 0	S425 333 203 0
428 901 920 2	S428 901 920 2
431 700 001 0	S431 700 001 0
431 700 002 0	S431 700 002 0
432 199 030 0	S432 199 030 0
432 406 920 2	S432 406 920 2
432 407 011 0	R950035
432 407 012 0	S432 407 012 0
432 407 019 0	S432 407 019 0
432 407 027 2	S432 407 027 2
432 407 060 0	S432 407 060 0
432 407 070 0	S432 407 070 0
432 407 100 0	S432 407 100 0
432 410 001 2	S432 410 001 2
432 410 007 0	S432 410 007 0
432 410 020 0	S432 410 020 0

WABCO OE #	WABCO Service Part #
432 410 027 0	S432 410 027 0
432 410 102 0	S432 410 102 0
432 410 118 0	S432 410 118 0
432 410 166 0	S432 410 166 0
432 410 192 0	S432 410 192 0
432 410 200 0	S432 410 200 0
432 410 202 0	S432 410 202 0
432 410 244 2	S432 410 244 2
432 410 250 0	S432 410 250 0
432 410 552 2	S432 410 552 2
432 410 934 2	R950048
432 413 007 0	S432 413 017 0
432 413 010 0	S432 413 010 0
432 413 010 0X	S432 413 010 0X
432 413 010 7	S432 413 010 7
432 413 011 0	S432 413 011 0
432 413 012 0	S432 413 012 0
432 413 017 0	S432 413 017 0
432 413 017 0X	S432 413 017 0X
432 413 017 7	S432 413 017 7
432 413 024 0	S432 413 024 0
432 413 024 0X	S432 413 024 0X
432 413 024 7	S432 413 024 7
432 413 025 0	S432 413 025 0
432 413 025 0X	S432 413 025 0X
432 413 025 7	S432 413 025 7
432 413 026 0	S432 413 026 0
432 413 028 0	S432 413 028 0
432 413 030 0	R955301
432 413 030 0	R955301
432 413 038 0	S432 413 038 0
432 413 058 0	S432 413 058 0
432 413 059 0	S432 413 059 0
432 413 060 0	S432 413 060 0
432 413 062 0	S432 413 062 0
432 413 063 0	S432 413 063 0
432 413 064 0	S432 413 064 0
432 413 065 0	S432 413 065 0
432 413 202 0	S432 413 202 0
432 413 920 2	S432 413 920 2
432 413 923 2	S432 413 923 2
432 413 924 2	S432 413 924 2
432 413 925 2	S432 413 925 2
432 413 927 2	S432 413 923 2

WABCO OE #	WABCO Service Part #
432 413 929 2	S432 413 929 2
432 413 930 2	S432 413 930 2
432 413 932 2	S432 413 932 2
432 413 933 2	S432 413 933 2
432 413 934 2	S432 413 934 2
432 415 000 2	S432 415 000 2
432 415 003 0	S432 415 003 0
432 415 030 0	S432 415 030 0
432 415 037 0	S432 415 037 0
432 415 039 0	S432 415 039 0
432 420 002 0	S432 420 002 0
432 420 003 0	S432 420 003 0
432 420 924 2	S432 420 924 2
432 420 925 2	S432 420 925 2
432 420 926 2	S432 420 926 2
432 420 927 2	S432 420 927 2
432 421 009 0	S432 413 024 0
432 421 011 0	S432 421 015 0
432 421 012 0	S432 421 012 0
432 421 015 0	S432 421 015 0
432 421 015 0X	S432 421 015 0X
432 421 015 7	S432 421 015 7
432 421 032 0	S432 421 033 0
432 421 032 0	S432 421 033 0
432 421 033 0X	S432 421 033 0X
432 421 033 7	S432 421 033 7
432 421 040 0	S432 421 040 0
432 421 040 0X	S432 421 040 0X
432 421 048 0	S432 421 048 0
432 421 048 0X	S432 421 048 0X
432 421 048 7	S432 421 048 7
432 421 052 0	S432 421 052 0
432 421 052 0X	S432 421 052 0X
432 421 052 7	S432 421 052 7
432 421 054 0	S432 421 054 0
432 421 054 0X	S432 421 054 0X
432 421 054 7	S432 421 054 7
432 421 922 2	R950069
432 421 922 2	R950069
432 425 200 0	S432 425 200 0
432 431 002 2	S432 431 002 2
432 431 012 0	S432 433 036 0
432 431 013 0	S432 433 037 0
432 431 014 0	S432 433 038 0

WABCO OE #	WABCO Service Part #
432 431 016 0	S432 433 040 0
432 431 017 0	S432 433 041 0
432 431 021 0	S432 433 042 0
432 431 199 0	S432 431 199 0
432 431 924 2	S432 431 924 2
432 431 925 2	S432 431 925 2
432 431 927 2	S432 431 927 2
432 431 928 2	S432 431 928 2
432 431 930 2	S432 431 930 2
432 431 931 2	S432 431 931 2
432 431 932 2	S432 431 932 2
432 431 933 2	S432 431 933 2
432 431 934 2	S432 431 934 2
432 431 935 2	S432 431 935 2
432 431 936 2	S432 431 936 2
432 431 938 2	S432 431 938 2
432 431 940 2	S432 431 940 2
432 432 005 0	S432 433 205 0
432 432 005 0	S432 433 205 0
432 432 190 0	S432 432 190 0
432 433 018 0	S432 433 048 0
432 433 018 0	S432 433 048 0
432 433 036 0X	S432 433 036 0X
432 433 038 0X	S432 433 038 0X
432 433 040 0X	S432 433 040 0X
432 433 041 0X	S432 433 041 0X
432 433 048 0	S432 433 048 0
432 433 050 0	S432 433 050 0
432 433 052 0	S432 433 052 0
432 433 053 0	S432 433 053 0
432 433 205 0	S432 433 205 0
432 433 209 0	S432 433 209 0
432 433 298 0	S432 433 298 0
432 433 299 0	S432 433 299 0
432 433 920 2	S432 433 920 2
432 433 921 2	S432 433 921 2
432 433 922 2	S432 433 922 2
432 433 923 2	S432 433 923 2
432 470 000 0	S432 471 000 0
432 470 001 0	S432 471 001 0
432 470 001 7	S432 470 001 7
432 470 021 0	S432 470 021 0
432 470 021 0X	S432 470 021 0X
432 470 041 0	S432 470 041 0

WABCO OE #	WABCO Service Part #
432 470 121 0	S432 470 121 0
432 470 161 0	S432 470 161 0
432 470 253 0	S432 470 151 0
432 470 254 0	S432 470 254 0
432 470 256 7	S432 470 256 7
432 470 920 2	S432 470 920 2
432 470 921 2	S432 470 921 2
432 470 922 2	S432 470 922 2
432 471 000 0	S432 471 000 0
432 471 001 0	S432 471 001 0
432 471 001 7	S432 471 001 7
432 471 100 0	S432 471 100 0
432 471 100 0X	S432 471 100 0X
432 471 100 7	S432 471 100 7
432 471 101 0	S432 471 101 0
432 471 101 0X	S432 471 101 0X
432 471 101 7	S432 471 101 7
432 475 001 7	S432 475 001 7
432 475 101 0	S432 475 101 0
432 475 201 0	S432 475 201 0
432 475 201 7	S432 475 201 7
432 475 202 0	S432 475 202 0
432 475 202 7	S432 475 202 7
432 475 203 0	S432 475 203 0
432 475 203 7	S432 475 203 7
432 475 204 0	S432 475 204 0
432 475 204 7	S432 475 204 7
432 500 001 2	S432 500 001 2
432 500 005 0	S432 500 005 0
432 500 005 0	S432 500 005 0
432 500 020 0	S432 500 020 0
432 500 224 4	S432 500 224 4
432 511 000 0	S432 511 000 0
432 511 000 2	S432 511 000 2
432 511 220 4	S432 511 220 4
433 300 385 4	S433 300 385 4
433 401 001 2	S433 401 001 2
433 401 003 0	S433 401 003 0
433 401 003 2	S433 401 003 2
433 401 004 2	S433 401 004 2
433 401 005 2	S433 401 005 2
433 401 006 2	S433 401 006 2
433 401 380 4	S433 401 380 4
433 401 732 4	S433 401 732 4

WABCO OE #	WABCO Service Part #
434 014 000 0	S434 014 000 0
434 014 100 0	S434 014 100 0
434 015 000 0	S434 015 000 0
434 021 001 0	S434 021 001 0
434 023 000 0	S434 023 000 0
434 100 024 0	S434 100 024 0
434 100 039 0	S434 100 039 0
434 100 082 0	S434 100 082 0
434 100 083 0	S434 100 083 0
434 100 123 0	S434 100 123 0
434 100 124 0	S434 100 124 0
434 100 125 0	S434 100 125 0
434 100 126 0	S434 100 126 0
434 100 220 0	S434 100 220 0
434 100 224 0	S434 100 224 0
434 100 226 0	S434 100 226 0
434 100 310 0	S434 100 310 0
434 202 000 0	S434 202 000 0
434 208 009 0	S434 208 009 0
434 208 021 0	S434 208 021 0
434 208 024 0	S434 208 024 0
434 208 029 0	S434 208 029 0
434 300 000 0	S434 300 000 0
434 500 003 0	S434 500 003 0
434 612 014 0	S434 612 014 0
441 014 001 0	S441 014 001 0
441 014 004 0	S441 014 004 0
441 014 012 0	S441 014 012 0
441 014 014 0	S441 014 014 0
441 014 015 0	S441 014 015 0
441 014 021 0	S441 014 021 0
441 014 029 0	S441 014 029 0
441 014 055 0	S441 014 055 0
441 014 924 2	S441 014 924 2
441 014 926 2	S441 014 926 2
441 032 043 4	S441 032 043 4
441 032 070 0	R955337
441 032 092 0	S441 032 092 0
441 032 103 0	S441 032 103 0
441 032 108 0	S441 032 108 0
441 032 124 0	S441 032 124 0
441 032 141 0	S441 032 141 0
441 032 142 0	S441 032 142 0
441 032 184 0	S441 032 184 0

WABCO OE #	WABCO Service Part #
441 032 185 0	S441 032 185 0
441 032 194 0	S441 032 194 0
441 032 261 0	S441 032 261 0
441 032 334 0	S441 032 334 0
441 032 381 0	S441 032 381 0
441 032 398 0	S441 032 398 0
441 032 399 0	S441 032 399 0
441 032 444 0	S441 032 900 0
441 032 490 0	S441 032 490 0
441 032 578 0	S441 032 808 0
441 032 579 0	S441 032 579 0
441 032 615 0	R955342
441 032 667 0	S441 032 667 0
441 032 808 0	S441 032 808 0
441 032 809 0	S441 032 809 0
441 032 813 0	S441 032 813 0
441 032 814 0	S441 032 814 0
441 032 817 0	S441 032 817 0
441 032 862 0	S441 032 862 0
441 032 863 0	S441 032 863 0
441 032 900 0	S441 032 900 0
441 032 919 0	S441 032 919 0
441 032 968 2	S441 032 968 2
441 032 971 0	S441 032 971 0
441 032 994 0	S441 032 994 0
441 035 001 0	S441 035 001 0
441 035 156 0	S441 035 156 0
441 035 345 0	S441 035 345 0
441 040 010 0	S441 044 106 0
441 044 101 0	S441 044 101 0
441 044 102 0	S441 044 102 0
441 050 006 0	S441 050 006 0
441 050 011 0	S441 050 011 0
441 050 012 0	S441 050 012 0
441 050 100 0	S441 050 100 0
441 050 121 0	S441 050 121 0
441 050 712 2	S441 050 712 2
441 050 718 2	S441 050 718 2
441 100 050 0	S441 100 050 0
441 100 081 0	S441 100 081 0
441 120 008 0	S441 120 010 0
441 120 010 0	S441 120 010 0
441 901 715 4	S441 901 715 4
441 902 352 4	S441 902 352 4

WABCO OE #	WABCO Service Part #
442 016 118 0	S442 016 118 0
442 879 920 2	S442 879 920 2
446 003 003 0	S446 003 003 0
446 003 038 0	S400 869 244 2
446 003 069 0	S400 869 125 2
446 003 070 0	S446 003 070 0
446 003 072 0	S400 869 126 2
446 003 078 0	S400 869 244 2
446 003 405 0	S400 869 128 2
446 003 406 0	S400 869 129 2
446 003 409 0	S400 869 245 2
446 003 414 0	S400 869 127 2
446 003 418 0	S400 869 129 2
446 003 701 0	S446 003 701 0
446 003 702 0	S400 864 008 0C
446 003 703 0	S400 864 007 0C
446 003 706 0	S446 003 706 0
446 004 069 0	S400 869 124 2
446 004 070 0	S400 869 124 2
446 004 078 0	S400 869 243 2
446 004 313 0	S446 004 313 0
446 004 313 7	S446 004 313 7
446 004 322 0	S446 004 322 0
446 004 335 0	S400 864 514 0
446 004 405 0	S400 869 247 2
446 004 414 0	S446 004 414 0
446 004 419 0	S400 869 246 2
446 004 420 0	S446 004 420 0
446 004 423 0	S400 869 246 2
446 004 424 0	S400 850 196 0
446 004 426 0	S446 004 426 0
446 004 601 0	S400 864 009 0
446 004 602 0	S400 864 011 0
446 004 603 0	S400 864 009 0
446 004 605 0	S446 004 605 0
446 008 237 0	S446 008 238 0
446 008 380 2	S446 008 380 2
446 008 600 2	S446 008 600 2
446 009 001 2	S446 009 001 2
446 044 084 0	S446 044 086 0
446 044 085 0	S446 044 085 0
446 044 086 0	S446 044 086 0
446 044 087 0	S446 044 087 0
446 046 920 2	S400 851 881 7

WABCO OE #	WABCO Service Part #
446 046 920 7	S400 851 881 7
446 046 920 7	S400 851 881 7
446 046 921 2	S446 046 924 2
446 046 922 2	S446 046 922 2
446 046 925 2	S446 046 925 2
446 046 926 2	S400 851 882 7
446 046 930 2	S446 046 930 2
446 046 931 2	S446 046 931 2
446 047 921 2	S446 047 921 2
446 047 924 2	S446 047 924 2
446 055 407 0	S446 055 407 0
446 055 501 0	S446 055 501 0
446 056 010 4	S446 056 010 4
446 056 025 0	S446 056 125 0
446 065 072 0	S446 065 072 0
446 065 085 0	S446 065 085 0
446 091 303 0	S446 091 303 0
446 105 012 4	S446 105 012 4
446 105 532 2	S446 105 532 2
446 106 030 0	S400 869 126 2
446 106 031 0	S400 869 125 2
446 106 032 0	S400 869 125 2
446 106 042 0	S400 869 126 2
446 106 070 0	S446 106 070 0
446 106 071 0	S446 106 071 0
446 106 072 0	S446 106 072 0
446 106 073 0	S400 860 003 0
446 106 074 0	S400 860 852 0
446 106 075 0	S400 860 000 0
446 106 076 0	S446 106 076 0
446 106 077 0	S400 860 000 0
446 106 078 0	S446 106 078 0
446 106 079 0	S446 106 079 0
446 106 081 0	S446 106 081 0
446 106 201 0	S400 860 000 0
446 106 202 0	S400 860 000 0
446 106 203 0	S400 860 000 0
446 106 204 0	S400 868 101 0
446 106 205 0	S400 868 009 0C
446 106 207 0	S400 868 122 0
446 106 208 0	S400 860 003 0
446 106 209 0	S446 106 209 0
446 106 209 7	S446 106 209 7
446 106 210 0	S400 860 852 0

WABCO OE #	WABCO Service Part #
446 106 211 0	S400 860 000 0
446 106 215 0	S400 860 004 0C
446 106 218 0	S400 868 102 0
446 106 224 0	S446 106 224 0
446 108 201 0	S446 108 201 0
446 108 201 7	S446 108 201 7
446 108 204 0	S446 108 204 0
446 108 204 7	S446 108 204 7
446 108 206 0	S446 108 206 0
446 108 920 2	S446 108 920 2
446 109 007 0	S446 109 010 0
446 109 010 0	S446 109 010 0
446 109 011 0	S446 109 011 0
446 109 013 0	S446 109 013 0
446 156 001 0	S446 156 001 0
446 170 227 0	S446 170 227 0
446 197 043 0	S446 197 043 0
446 220 013 0	S446 220 013 0
446 280 001 0	S446 280 001 0
446 280 002 0	S446 280 002 0
446 280 011 0	S446 280 012 0
446 280 012 0	S446 280 012 0
446 280 013 0	S446 280 013 0
446 280 023 0	S446 280 023 0
446 280 790 4	S446 280 790 4
446 300 003 0	S446 300 003 0
446 300 314 0	S446 300 314 0
446 300 329 2	S446 300 329 2
446 300 334 0	S446 300 334 0
446 300 348 0	S446 300 348 0
446 300 360 0	S446 300 360 0
446 300 361 0	S446 300 361 0
446 300 470 0	S446 300 470 0
446 301 000 0	S446 301 021 0
446 301 021 0	S446 301 021 0
446 301 022 0	S446 301 030 0
446 301 023 0	S446 301 023 0
449 126 140 0	S449 126 140 0
449 132 120 0	S449 132 120 0
449 132 140 0	S449 132 140 0
449 173 120 0	S449 173 120 0
449 312 150 0	S449 332 150 0
449 315 010 0	S449 315 010 0
449 315 030 0	S449 315 030 0

WABCO OE #	WABCO Service Part #
449 315 110 0	S449 315 110 0
449 315 150 0	S449 315 150 0
449 315 200 0	S449 315 200 0
449 324 005 0	S449 324 005 0
449 324 010 0	S449 324 010 0
449 324 030 0	S449 324 030 0
449 324 047 0	S449 324 047 0
449 325 010 0	S449 325 010 0
449 325 047 0	S449 325 047 0
449 326 005 0	S449 326 005 0
449 326 010 0	S449 326 010 0
449 326 030 0	S449 326 030 0
449 326 040 0	S449 326 040 0
449 326 047 0	S449 326 047 0
449 326 060 0	S449 326 060 0
449 328 010 0	S449 328 010 0
449 328 030 0	S449 328 030 0
449 328 110 0	S449 328 110 0
449 332 140 0	S449 332 140 0
449 332 180 0	S449 332 180 0
449 349 100 0	S449 349 100 0
449 351 010 0	S449 351 010 0
449 351 047 0	S449 351 047 0
449 362 100 0	S449 362 100 0
449 364 102 0	S449 364 102 0
449 364 103 0	S449 364 103 0
449 364 142 0	S449 364 142 0
449 364 143 0	S449 364 143 0
449 364 150 0	S449 364 150 0
449 364 153 0	S449 364 153 0
449 374 328 0	S449 374 328 0
449 404 048 0	S449 404 048 0
449 404 055 0	S449 404 055 0
449 413 009 0	S449 413 009 0
449 413 012 0	S449 413 018 0
449 413 015 0	S449 413 018 0
449 413 018 0	S449 413 018 0
449 413 021 0	S449 413 023 0
449 413 023 0	S449 413 023 0
449 413 024 0	S449 413 025 0
449 413 030 0	S449 413 030 0
449 413 040 0	S449 413 040 0
449 413 050 0	S449 413 060 0
449 413 050 0	S449 413 060 0

WABCO OE #	WABCO Service Part #
449 413 056 0	S449 413 056 0
449 413 060 0	S449 413 060 0
449 413 090 0	S449 413 090 0
449 413 120 0	S449 413 120 0
449 413 150 0	S449 413 150 0
449 415 010 0	S449 415 010 0
449 415 014 0	S449 415 014 0
449 415 017 0	S449 415 017 0
449 415 029 0	S449 415 029 0
449 415 050 0	S449 415 050 0
449 415 100 0	S449 415 100 0
449 415 150 0	S449 415 150 0
449 421 008 0	R955488
449 421 015 0	R955489
449 421 020 0	R955490
449 421 110 0	R950151
449 421 150 0	R955491
449 423 060 0	S449 423 060 0
449 423 120 0	S449 423 120 0
449 425 030 0	S449 425 030 0
449 425 060 0	S449 425 060 0
449 425 110 0	S449 425 110 0
449 428 030 0	S449 428 030 0
449 431 008 0	S449 431 008 0
449 431 015 0	S449 431 015 0
449 431 020 0	S449 431 020 0
449 431 060 0	S449 431 060 0
449 431 110 0	S449 431 110 0
449 431 150 0	S449 431 150 0
449 441 015 0	S449 441 015 0
449 441 030 0	S449 441 030 0
449 441 060 0	S449 441 060 0
449 441 080 0	S449 441 080 0
449 441 110 0	S449 441 110 0
449 442 010 0	S449 442 010 0
449 443 030 0	S449 443 030 0
449 446 020 0	S449 446 020 0
449 464 326 0	R955461
449 473 080 0	S449 473 080 0
449 473 130 0	S449 473 130 0
449 474 326 0	S449 474 326 0
449 510 011 0	S449 510 011 0
449 511 020 0	S449 511 020 0
449 511 030 0	S449 511 030 0

WABCO OE #	WABCO Service Part #
449 511 040 0	S449 511 040 0
449 511 050 0	S449 511 050 0
449 511 090 0	S449 511 090 0
449 511 120 0	S449 511 120 0
449 511 150 0	S449 511 150 0
449 511 180 0	S449 511 180 0
449 515 100 0	S449 515 100 0
449 518 010 0	S449 518 010 0
449 518 030 0	S449 518 030 0
449 518 120 0	S449 518 120 0
449 521 010 0	S449 521 010 0
449 521 014 0	S449 521 014 0
449 521 050 0	S449 521 050 0
449 521 100 0	S449 521 100 0
449 521 150 0	S449 521 150 0
449 523 009 0	S449 523 009 0
449 523 060 0	S449 523 060 0
449 523 090 0	S449 523 090 0
449 523 120 0	S449 523 120 0
449 524 009 0	S449 524 009 0
449 524 060 0	S449 524 060 0
449 524 090 0	S449 524 090 0
449 524 120 0	S449 524 120 0
449 532 008 0	S449 532 009 0
449 532 009 0	S449 532 009 0
449 532 015 0	S449 532 015 0
449 532 017 0	S449 532 023 0
449 532 023 0	S449 532 023 0
449 532 024 0	S449 532 024 0
449 532 026 0	S449 532 026 0
449 532 047 0	S449 532 047 0
449 532 058 0	S449 532 058 0
449 532 060 0	S449 532 060 0
449 532 090 0	S449 532 090 0
449 532 120 0	S449 532 120 0
449 533 010 0	S449 533 010 0
449 533 014 0	S449 533 014 0
449 533 024 0	S449 533 024 0
449 533 027 0	S449 533 027 0
449 533 047 0	S449 533 047 0
449 533 058 0	S449 533 058 0
449 533 060 0	S449 533 060 0
449 533 090 0	S449 533 090 0
449 533 120 0	S449 533 120 0

WABCO OE #	WABCO Service Part #
449 535 020 0	S449 535 020 0
449 535 040 0	S449 535 040 0
449 535 060 0	S449 535 060 0
449 611 030 0	S449 611 030 0
449 615 030 0	S449 615 030 0
449 639 030 0	S449 639 030 0
449 672 030 0	S449 672 030 0
449 674 306 0	S449 674 306 0
449 711 006 0	S449 711 006 0
449 711 007 0	S449 711 015 0
449 711 008 0	S449 711 015 0
449 711 010 0	S449 711 015 0
449 711 013 0	S449 711 015 0
449 711 015 0	S449 711 015 0
449 711 016 0	S449 711 016 0
449 711 018 0	S449 711 018 0
449 711 020 0	S449 711 020 0
449 711 023 0	S449 711 025 0
449 711 025 0	S449 711 025 0
449 711 031 0	S449 711 031 0
449 711 035 0	S449 711 035 0
449 711 046 0	S449 711 046 0
449 711 052 0	S449 711 052 0
449 711 060 0	S449 711 060 0
449 711 080 0	S449 711 080 0
449 711 180 0	S449 711 180 0
449 712 008 0	S449 712 008 0
449 712 018 0	S449 712 018 0
449 712 023 0	S449 712 023 0
449 712 038 0	S449 712 038 0
449 712 051 0	S449 712 051 0
449 713 008 0	S449 713 008 0
449 713 013 0	S449 713 013 0
449 713 018 0	S449 713 018 0
449 713 030 0	S449 713 030 0
449 713 050 0	S449 713 050 0
449 713 070 0	S449 713 070 0
449 713 090 0	S449 713 090 0
449 713 120 0	S449 713 120 0
449 713 170 0	S449 713 170 0
449 715 030 0	S449 715 030 0
449 715 080 0	S449 715 080 0
449 715 120 0	S449 715 120 0
449 722 050 0	S449 722 050 0

WABCO OE #	WABCO Service Part #
449 722 100 0	S449 722 100 0
449 723 018 0	S449 723 018 0
449 723 030 0	S449 723 030 0
449 723 040 0	S449 723 040 0
449 723 051 0	S449 723 051 0
449 723 120 0	S449 723 120 0
449 742 100 0	S449 742 100 0
449 742 150 0	S449 742 150 0
449 765 018 0	S449 765 018 0
449 765 030 0	S449 765 030 0
449 765 050 0	S449 765 050 0
449 765 100 0	S449 765 100 0
449 810 148 0	S449 810 148 0
449 811 020 0	S449 811 020 0
449 811 030 0	S449 811 030 0
449 812 100 0	S449 812 100 0
449 865 046 0	S449 865 046 0
449 866 010 0	S449 866 010 0
449 917 025 0	S449 917 025 0
451 900 474 2	S451 900 474 2
451 900 922 2	S451 900 922 2
451 900 922 7	S451 900 922 7
451 900 923 2	S451 900 923 2
451 900 924 2	S451 900 924 2
451 900 925 2	S451 900 925 2
451 999 206 2	S451 999 206 2
451 999 246 2	S451 999 246 2
451 999 396 2	S451 999 396 2
452 002 107 0	S452 002 132 0
452 201 010 0	S452 201 010 0
452 300 031 0	S452 300 031 0
452 300 042 0	R955379
452 600 920 2	S452 600 920 2
452 698 007 0	S452 698 007 0
452 698 008 0	S452 698 008 0
452 698 011 0	S452 698 011 0
452 698 012 0	S452 698 012 0
452 698 014 0	S452 698 014 0
452 711 001 0	S452 711 001 0
452 711 002 0	S452 711 002 0
452 802 000 0	S452 802 000 0
452 802 009 0	S452 802 009 0
452 803 005 0	S452 803 005 0
452 804 001 0	S452 804 001 0

WABCO OE #	WABCO Service Part #
452 804 012 0	S452 804 012 0
458 501 923 2	S458 501 923 2
458 501 924 2	S458 501 924 2
461 106 000 2	S461 106 000 2
461 106 100 0	S461 106 100 0
461 106 102 0	S461 106 102 0
461 307 002 2	S461 307 002 2
461 307 202 0	S461 307 202 0
461 307 520 0	S461 307 520 0
461 315 004 0	S461 315 004 0
461 315 005 2	S461 315 005 2
461 315 008 0	S461 315 008 0
461 315 012 0	S461 315 012 0
461 315 150 0	S461 315 150 0
461 315 154 0	S461 315 154 0
461 315 161 0	S461 315 161 0
461 315 258 0	S461 315 258 0
461 315 264 0	S461 315 264 0
461 315 915 2	S461 315 915 2
461 317 002 0	S461 317 002 0
461 318 024 0	S461 318 024 0
461 318 036 0	S461 318 036 0
461 318 604 0	S461 318 604 0
461 318 609 0	S461 318 609 0
461 318 920 2	S461 318 920 2
461 318 924 2	S461 318 924 2
461 323 042 0	S461 323 042 0
461 332 000 0	S461 332 000 0
461 332 008 0	S461 332 008 0
461 332 208 0	S461 332 208 0
461 494 003 2	S461 494 003 2
461 494 100 0	S461 494 100 0
461 494 111 0	S461 494 111 0
461 494 113 0	S461 494 113 0
461 494 527 2	S461 494 527 2
461 906 793 2	S461 906 793 2
463 013 112 0	S463 013 112 0
463 013 116 0	S463 013 116 0
463 022 020 0	S463 022 020 0
463 032 020 0	S463 032 020 0
463 032 023 0	S463 032 023 0
463 036 001 0	S463 036 001 0
463 036 010 0	S463 036 010 0
463 036 016 0	S463 036 016 0

WABCO OE #	WABCO Service Part #
463 037 000 0	S463 037 000 0
463 037 201 0	S463 037 201 0
463 058 650 4	S463 058 650 4
463 084 000 0	S463 084 000 0
463 084 050 0	S463 084 050 0
463 084 920 2	S463 084 920 2
463 703 036 0	S463 703 036 0
463 703 115 0	S463 703 115 0
463 703 120 0	S463 703 120 0
463 704 107 0	S463 704 107 0
464 002 005 2	S464 002 005 2
464 002 008 2	S464 002 008 2
464 002 330 0	S464 002 330 0
464 002 443 0	S464 002 443 0
464 002 730 2	S464 002 730 2
464 002 738 2	S464 002 738 2
464 006 002 0	S464 006 002 0
464 006 003 0	S464 006 003 0
464 006 012 0	S464 006 012 0
464 006 100 0	S464 006 100 0
464 007 002 0	S464 007 002 0
464 007 004 0	S464 007 004 0
464 007 007 0	S464 007 007 0
464 008 010 0	S464 008 011 0
464 008 011 0	S464 008 011 0
464 008 112 0	S464 008 115 0
464 008 115 0	S464 008 115 0
467 406 000 2	S467 406 000 2
467 406 100 0	S467 406 100 0
467 406 202 0	S467 406 202 0
467 406 216 0	S467 406 216 0
467 406 233 0	S467 406 233 0
467 406 795 2	S467 406 795 2
467 410 012 0	S467 410 012 0
467 415 780 2	S467 415 780 2
467-406-403-0	S467 406 401 0
467-406-403-0	S467 406 401 0
468 411 005 0	S468 411 005 0
468 411 923 2	S400 850 844 0
468 413 020 2	S400 850 370 2
468 413 021 2	S400 850 371 2
468 413 921 2	S468 413 921 2
470 015 011 0	S470 015 011 0
470 015 203 0	S470 015 203 0

WABCO OE #	WABCO Service Part #
470 015 255 0	S470 015 255 0
470 015 259 0	S470 015 259 0
470 015 263 0	S470 015 263 0
470 051 006 2	S470 051 006 2
470 051 114 0	S470 051 114 0
471 003 001 2	S471 003 001 2
471 003 009 2	S471 003 009 2
471 003 020 0	S471 003 020 0
471 200 008 0	S471 200 008 0
471 200 110 0	S471 200 110 0
472 017 000 2	S472 017 000 2
472 017 480 0	S472 017 480 0
472 017 481 0	S472 017 481 0
472 070 639 0	S472 070 639 0
472 102 040 0	S472 102 040 0
472 123 000 2	S472 123 000 2
472 123 107 0	S472 123 107 0
472 123 108 0	S472 172 600 0
472 124 108 0	S472 170 600 0
472 125 707 0	S472 173 701 0
472 128 908 0	S472 171 000 0
472 136 101 0	R950146
472 170 002 0	S472 170 002 0
472 170 012 0	S472 170 012 0
472 170 637 0	S472 170 637 0
472 170 667 0	S472 170 667 0
472 170 700 0	S472 170 700 0
472 170 790 0	S472 170 790 0
472 170 791 0	S472 170 791 0
472 170 796 0	S472 170 796 0
472 170 796 7	S472 170 796 7
472 170 797 0	S472 170 797 0
472 170 797 7	S472 170 797 7
472 170 861 0	R950136
472 170 867 0	S472 170 867 0
472 170 871 0	R950137
472 170 877 0	S472 170 877 0
472 170 920 2	S472 170 920 2
472 170 921 2	S472 170 921 2
472 170 990 0	R950138
472 170 991 0	R950139
472 170 996 0	S472 170 996 0
472 170 997 0	S472 170 997 0
472 170 998 0	S472 170 998 0

WABCO OE #	WABCO Service Part #
472 171 700 0	S472 171 700 0
472 173 001 0	S472 173 001 0
472 173 011 0	S472 173 011 0
472 173 700 0	S472 173 700 0
472 174 504 0	S472 174 504 0
472 179 230 4	S472 179 230 4
472 195 004 0	R955334
472 195 006 0	R955397
472 195 010 0	R950129
472 195 016 0	S472 195 016 0
472 195 018 0	S472 195 018 0
472 195 026 0	R955378
472 195 029 4	S472 195 029 4
472 195 033 0	S472 195 033 0
472 195 033 7	S472 195 033 7
472 195 035 0	S472 195 031 0
472 195 044 0	S472 195 044 0
472 195 046 0	S472 195 046 0
472 195 047 0	S472 195 047 0
472 195 052 7	S472 195 052 7
472 195 055 0	S472 195 055 0
472 195 057 0	S472 195 067 0
472 195 067 0	S472 195 067 0
472 195 071 0	S472 195 071 0
472 195 074 0	S472 195 074 0
472 195 075 0	S472 195 075 0
472 195 076 0	S472 195 076 0
472 195 076 7	S472 195 076 7
472 195 077 0	S472 195 077 0
472 195 077 7	S472 195 077 7
472 195 078 0	S472 195 078 0
472 195 078 7	S472 195 078 7
472 195 079 0	S472 195 079 0
472 195 079 7	S472 195 079 7
472 195 082 0	S472 195 082 0
472 195 083 0	R950141
472 195 084 0	R955395
472 195 085 0	R955396
472 195 093 0	S472 195 095 0
472 195 094 0	S472 195 094 0
472 195 094 7	S472 195 094 7
472 195 095 0	S472 195 095 0
472 195 095 7	S472 195 095 7
472 195 096 0	S472 195 096 0

WABCO OE #	WABCO Service Part #
472 195 096 7	S472 195 096 7
472 195 098 0	S472 195 098 0
472 195 098 7	S472 195 098 7
472 195 100 0	S472 195 100 0
472 195 101 0	S472 195 101 0
472 195 102 0	S472 195 102 0
472 195 103 0	S472 195 103 0
472 195 104 0	S472 195 104 0
472 195 113 0	S472 195 113 0
472 196 025 0	S472 196 025 0
472 250 000 0	S472 250 000 0
472 500 003 2	R950140
472 500 004 2	R950141
472 500 006 2	S472 500 006 2
472 500 007 2	S472 500 007 2
472 500 007 7	S472 500 007 7
472 500 021 0	R955345
472 500 100 0	R955410
472 500 101 0	R955411
472 500 102 0	R950133
472 500 103 0	R950134
472 500 105 0	R955402
472 500 112 0	R955401
472 500 120 0	S472 500 120 0
472 500 120 7	S472 500 120 7
472 500 121 0	S472 500 121 0
472 500 121 7	S472 500 121 7
472 500 122 0	S472 500 122 0
472 500 122 7	S472 500 122 7
472 500 123 0	S472 500 123 0
472 500 123 7	S472 500 123 7
472 500 124 0	S472 500 124 0
472 500 125 0	S472 500 125 0
472 500 130 0	S472 500 130 0
472 500 132 0	S472 500 132 0
472 500 142 0	S472 500 142 0
472 500 143 0	S472 500 143 0
472 500 200 0	R955403
472 500 201 0	R955408
472 500 202 0	S472 500 222 0
472 500 203 0	R950135
472 500 204 0	R955404
472 500 205 0	R955405
472 500 220 0	S472 500 220 0

WABCO OE #	WABCO Service Part #
472 500 221 0	S472 500 221 0
472 500 222 0	S472 500 222 0
472 500 223 0	S472 500 223 0
472 500 223 7	S472 500 223 7
472 500 224 0	S472 500 224 0
472 500 225 0	S472 500 225 0
472 500 226 0	S472 500 226 0
472 500 227 0	S472 500 227 0
472 500 232 0	S472 500 232 0
472 500 243 0	S472 500 243 0
472 500 300 0	R955412
472 500 301 0	R955413
472 500 302 0	R955414
472 500 320 0	S472 500 320 0
472 500 320 7	S472 500 320 7
472 500 321 0	S472 500 321 0
472 500 321 7	S472 500 321 7
472 500 322 0	S472 500 322 0
472 500 322 7	S472 500 322 7
472 500 330 0	S472 500 330 0
472 500 403 0	S472 500 423 0
472 500 405 0	S472 500 405 0
472 500 421 0	S472 500 421 0
472 500 422 0	S472 500 422 0
472 500 423 0	S472 500 423 0
472 500 424 0	S472 500 424 0
472 500 425 0	S472 500 425 0
472 500 522 0	S472 500 522 0
472 500 523 0	S472 500 523 0
472 500 525 0	S472 500 525 0
472 500 620 0	S472 500 620 0
472 500 621 0	S472 500 621 0
472 880 000 0	S472 880 000 0
472 880 001 0	S472 880 001 0
472 880 024 0	S472 880 024 0
472 880 030 0	S472 880 030 0
472 880 060 0	S472 880 060 0
472 880 064 0	S472 880 064 0
472 880 072 0	S472 880 072 0
472 880 073 0	S472 880 073 0
472 880 350 2	S472 880 350 2
472 900 056 0	S472 880 060 0
472 900 056 0	S472 880 060 0
472 900 200 4	S472 900 200 4

WABCO OE #	WABCO Service Part #
472 900 930 2	S472 900 930 2
472 905 060 0	S472 905 060 0
472 905 111 0	S472 905 111 0
472 990 001 0	S472 990 001 0
472 998 000 0	R955367
472 998 005 0	R955367
472 998 100 4	S472 998 100 4
472 998 101 2	S472 998 101 2
472 998 102 2	S472 998 102 2
473 017 000 0	S473 017 000 0
473 017 000 2	S473 017 000 2
473 017 004 0	S473 017 004 0
473 300 006 0	S473 300 006 0
473 301 001 0	S473 301 001 0
473 500 008 0	S473 500 008 0
473 505 003 0	RKN32041
473 505 003 0	RKN32041
474 100 001 0	S474 100 001 0
475 009 000 0	S475 009 000 0
475 010 000 0	S475 010 000 0
475 010 001 0	S475 010 302 0
475 010 300 0	S475 010 300 0
475 010 307 0	S475 010 307 0
475 010 310 0	S475 010 310 0
475 010 312 0	S475 010 312 0
475 010 340 0	S475 010 340 0
475 015 001 0	S475 015 001 0
475 015 004 0	S475 015 004 0
475 015 005 0	S475 015 005 0
475 015 016 0	S475 015 016 0
475 315 005 0	RKN18530
475 315 005 0	RKN18530
475 315 006 0	S475 315 006 0
475 315 140 4	S475 315 140 4
475 604 011 0	S475 604 011 0
475 604 013 0	S475 604 013 0
475 604 112 0	S475 604 112 0
475 700 220 0	S475 700 220 0
475 700 320 0	S475 714 500 0
475 700 402 0	S475 700 402 0
475 701 020 0	S475 701 020 0
475 711 012 7	S475 711 012 7
475 712 000 0	S475 712 000 0
475 714 509 0	S475 714 509 0

WABCO OE #	WABCO Service Part #
475 715 500 0	S475 715 500 0
475 715 513 0	S475 715 513 0
476 901 920 2	S476 901 920 2
477 397 007 0	S477 397 007 0
477 397 014 0	S477 397 014 0
478 407 015 0	S478 407 015 0
478 407 027 0	S478 407 058 0
478 407 033 0	S478 407 033 0
478 407 041 0	S478 407 041 0
478 407 043 2	S478 407 043 2
478 407 054 0	S400 850 872 0
478 407 054 0	S400 850 872 0
478 407 056 0	S478 407 056 0
478 407 058 0	S478 407 058 0
478 407 058 4	S478 407 058 4
478 407 060 0	S478 407 060 0
478 407 061 0	S478 407 062 0
478 407 062 0	S478 407 062 0
478 407 063 0	S478 407 058 0
478 407 064 0	S478 407 058 0
478 407 071 0	S478 407 071 0
478 407 111 0	S400 851 875 7
478 407 112 0	S400 851 876 7
478 407 112 0	S400 851 876 7
478 407 113 0	S400 851 875 7
478 407 114 0	S400 851 876 7
478 407 114 0	S400 851 876 7
478 407 116 0	S400 851 877 7
478 407 116 0	S400 851 877 7
478 407 125 0	S400 851 877 7
478 407 125 0	S400 851 877 7
478 407 126 0	S400 851 877 7
478 407 127 0	S478 407 127 0
478 407 132 0	S400 851 876 7
478 407 132 0	S400 851 876 7
478 407 133 0	S400 851 877 7
478 407 134 0	S400 851 877 7
478 407 134 0	S400 851 877 7
478 407 135 0	S400 851 875 7
478 407 136 0	S400 851 876 7
478 407 136 0	S400 851 876 7
478 407 137 0	S400 851 877 7
478 407 144 0	S400 850 929 2
478 407 144 0	S400 850 929 2

WABCO OE #	WABCO Service Part #
478 407 200 4	S478 407 200 4
478 407 921 2	S478 407 921 2
478 407 927 2	S478 407 927 2
478 407 929 2	S478 407 929 2
478 407 929 7	S478 407 929 7
478 407 933 2	S478 407 933 2
478 407 933 7	S400 851 880 0
478 407 933 7	S400 851 880 0
478 407 937 2	S478 407 937 2
478 407 947 2	S478 407 947 2
478 408 112 0	S400 851 876 7
478 408 112 0	S400 851 876 7
478 408 125 0	S400 851 877 7
478 408 125 0	S400 851 877 7
478 408 131 0	S400 851 884 7
478 408 131 0	S400 851 884 7
478 408 132 0	S400 851 885 7
478 408 132 0	S400 851 885 7
478 408 135 0	S400 851 886 7
478 408 135 0	S400 851 886 7
478 408 920 7	S400 851 876 7
478 408 926 2	S478 408 926 2
478 901 052 2	S478 901 052 2
478 901 053 2	S478 901 053 2
478 901 054 0	S478 901 054 0
478 901 057 2	S478 901 057 2
478 901 352 4	S478 901 352 4
478 901 353 2	S478 901 353 2
478 905 152 2	S478 407 928 2
478 905 152 2	S478 407 928 2
478-408-111-0	S400 851 875 7
478-408-111-0	S400 851 875 7
480 102 014 0	S480 102 014 0
480 102 020 0	S480 107 000 0
480 102 020 0	S480 102 020 0
480 102 060 0	S480 102 060 0
480 102 080 0	S480 102 080 0
480 103 012 0	S480 103 012 0
480 106 105 0	S480 106 105 0
480 106 605 0	S480 106 605 0
480 110 001 0	S480 110 001 0
480 207 001 0	S480 207 001 0
571 003 002 0	S463 079 030 0
572 700 022 0	S572 700 022 0

WABCO OE #	WABCO Service Part #
720 204 000 8	S720 204 000 8
720 216 000 8	S720 216 000 8
810 102 220 4	S810 102 220 4
810 120 025 4	S810 120 025 4
810 120 306 4	S810 120 306 4
810 128 036 4	S810 128 036 4
810 128 106 4	S810 128 106 4
810 315 004 4	S810 315 004 4
810 315 005 4	S810 315 005 4
810 407 003 4	S810 407 003 4
810 902 019 4	S810 902 019 4
811 401 080 4	S811 401 080 4
811 408 040 4	S811 408 040 4
826 100 759 3	S826 100 759 3
826 100 760 3	S826 100 760 3
826 100 762 3	S826 100 762 3
826 100 763 3	S826 100 763 3
826 100 846 3	S826 100 846 3
826 100 847 3	S826 100 847 3
828 251 010 6	S828 251 010 6
828 251 968 6	S828 251 968 6
828 876 411 6	S828 876 411 6
828 877 001 6	S828 877 001 6
830 407 084 4	S830 407 084 4
830 502 076 4	S830 502 076 4
834 315 104 0	R12112
834 315 104 0	R12112
879 754 899 4	RN14990A
884 036 010 2	S432 431 924 2
884 490 116 0	S884 490 116 0
884 490 185 0	S884 490 185 0
884 490 219 2	S884 490 219 2
884 490 307 4	S884 490 307 4
884 490 443 0	S884 490 443 0
884 502 618 0	S884 502 618 0
884 503 216 0	S884 490 117 0
891 000 005 4	S891 000 005 4
891 000 006 4	S891 000 006 4
891 490 000 4	S891 490 000 4
891 490 830 4	S891 490 830 4
891 490 837 4	S891 490 837 4
891 503 061 4	S891 581 214 4
891 503 076 4	S891 503 076 4
891 550 346 4	S891 550 346 4

WABCO OE #	WABCO Service Part #
891 581 214 4	S891 581 214 4
891 650 071 4	S891 650 071 4
892 013 638 4	S892 013 638 4
892 400 218 4	R5X1093
892 400 218 4	R5X1093
893 000 200 0	S893 000 200 0
893 010 030 4	S893 022 007 4
893 010 070 4	S893 010 070 4
893 022 014 4	S893 022 014 4
893 023 001 4	S893 023 001 4
893 030 014 4	S893 030 014 4
893 030 040 4	S893 030 040 4
893 030 070 4	S893 030 070 4
893 030 170 4	S893 030 170 4
893 040 210 4	S893 040 210 4
893 040 250 4	S893 040 250 4
893 050 034 4	S893 050 034 4
893 050 144 4	S893 050 144 4
893 070 834 4	S893 070 834 4
893 120 471 4	S893 120 471 4
893 121 950 4	S893 121 950 4
893 129 192 2	S893 129 192 2
893 129 194 2	S893 129 194 2
893 180 000 2	S893 180 000 2
893 180 013 4	S893 180 013 4
893 180 184 4	S893 180 184 4
893 184 684 4	S893 184 684 4
893 184 685 4	S893 184 685 4
893 184 709 4	S893 184 709 4
893 401 015 2	S893 401 015 2
893 471 471 0	S893 471 471 0
893 501 004 4	S893 501 004 4
893 501 197 4	S893 501 197 4
893 510 420 2	S893 510 420 2
893 780 005 4	S893 780 005 4
893 780 006 4	S893 780 006 4
893 780 007 4	S893 780 007 4
893 800 001 2	S893 800 001 2
893 800 002 2	S893 800 002 2
893 800 004 2	S893 800 004 2
893 800 005 2	S893 800 005 2
893 800 009 2	S893 800 009 2
893 800 964 0	S893 800 964 0
893 800 974 0	S893 800 974 0

WABCO OE #	WABCO Service Part #
893 800 984 0	S893 800 984 0
893 801 994 0	S893 801 994 0
893 803 038 0	S893 803 038 0
893 803 041 0	S893 803 041 0
893 803 930 0	S893 803 930 0
893 821 224 0	S893 821 224 0
893 821 234 0	S893 821 234 0
893 830 204 0	S893 830 204 0
893 830 471 0	S893 830 471 0
893 830 760 0	S893 830 760 0
893 831 178 0	S893 831 178 0
893 831 273 0	S893 831 273 0
893 831 298 0	S893 831 298 0
893 840 034 0	S893 840 034 0
893 850 314 0	S893 850 314 0
893 851 390 0	S893 851 390 0
893 860 374 0	S893 860 374 0
893 891 003 2	R95512105
894 041 605 2	RBE13250
894 041 605 2	RBE13250
894 041 606 2	RBE13241
894 041 606 2	RBE13241
894 041 606 2	RBE13241
894 041 607 2	RBE13250
894 041 607 2	RBE13250
894 041 607 2	RBE13250
894 041 608 2	RBE13240
894 041 608 2	RBE13240
894 041 608 2	RBE13240
894 041 608 2	RBE13240
894 041 609 2	RBE13241
894 041 609 2	RBE13241
894 041 610 2	RBE13250
894 041 610 2	RBE13250
894 041 612 2	RBE13255
894 041 612 2	RBE13255
894 041 615 0	RBE13241
894 041 615 2	RBE13241
894 041 615 2	RBE13241
894 041 616 2	RBE13255
894 041 616 2	RBE13255
894 041 616 2	RBE13255
894 041 616 2	RBE13255
894 041 618 2	RBE13255
894 041 620 2	RBE13255
894 041 620 2	RBE13255

WABCO OE #	WABCO Service Part #
894 041 621 2	RBE13241
894 041 621 2	RBE13241
894 041 621 2	RBE13241
894 041 629 2	S894 041 629 2
894 041 630 2	S894 041 630 2
894 041 631 2	S894 041 631 2
894 070 821 4	S894 070 821 4
894 101 548 2	S894 101 548 2
894 101 767 4	S894 101 767 4
894 110 088 2	S894 110 088 2
894 110 091 4	S894 110 091 4
894 110 110 2	S894 110 110 2
894 110 130 2	S894 110 130 2
894 110 139 4	S894 110 139 2
894 110 139 4	S894 110 139 2
894 110 217 2	S894 110 217 2
894 260 040 2	S894 260 040 2
894 305 357 4	S894 305 357 4
894 305 360 4	S480 102 931 2
894 305 360 4	S480 102 931 2
894 320 007 4	S894 320 007 4
894 326 054 4	S894 326 054 4
894 510 297 4	S894 510 297 4
894 510 298 4	S894 510 298 4
894 590 010 2	S449 715 030 0
894 590 011 2	S449 711 050 0
894 590 012 2	S449 715 080 0
894 590 014 2	S449 715 120 0
894 590 015 2	S894 590 015 2
894 590 017 2	S449 715 015 0
894 590 058 2	S449 711 031 0
894 590 059 2	S449 711 050 0
894 590 060 2	S449 711 065 0
894 590 061 2	S449 711 080 0
894 590 062 2	S449 711 100 0
894 590 063 2	S449 711 120 0
894 590 064 2	S449 711 150 0
894 590 067 2	S449 713 018 0
894 590 068 2	S449 711 180 0
894 590 075 0	S894 590 075 0
894 590 113 2	S894 590 113 2
894 590 115 2	S894 590 116 2
894 590 116 2	S894 590 116 2
894 590 141 2	S449 712 038 0

WABCO OE #	WABCO Service Part #
894 590 142 2	S894 590 142 2
894 590 146 2	S894 590 146 2
894 590 147 2	S894 590 147 2
894 590 148 2	S894 590 148 2
894 600 450 2	S894 600 450 2
894 600 451 2	S894 600 451 2
894 601 010 2	S894 601 010 2
894 601 011 2	S894 601 011 2
894 601 012 2	S894 601 012 2
894 601 014 2	R950031
894 601 019 2	S894 601 019 2
894 601 026 2	S894 601 026 2
894 601 074 2	S449 511 040 0
894 601 075 2	S449 511 060 0
894 601 076 2	R950031
894 601 077 2	S449 511 120 0
894 601 100 0	S894 601 100 0
894 601 132 2	S894 601 132 2
894 601 133 2	S894 601 133 2
894 601 134 2	S894 601 134 2
894 601 136 2	S894 601 136 2
894 601 145 2	S449 511 180 0
894 601 149 2	S894 601 149 2
894 604 195 0	S894 604 195 0
894 604 301 2	S894 604 301 2
894 604 302 2	S894 604 302 2
894 604 303 2	S894 604 303 2
894 604 484 2	S894 604 484 2
894 604 816 2	S894 604 816 2
894 604 878 0	S894 604 878 0
894 604 879 0	S894 606 038 0
894 604 944 0	S894 604 944 0
894 604 945 0	S894 604 945 0
894 604 946 0	S894 604 946 0
894 604 999 0	S894 604 999 0
894 606 002 0	S894 606 002 0
894 606 037 0	S894 606 037 0
894 606 038 0	S894 606 038 0
894 606 050 0	S894 606 050 0
894 606 051 0	S894 606 051 0
894 606 052 0	S894 606 052 0
894 606 238 0	S441 032 814 0
894 606 275 2	S894 606 275 2
894 606 295 2	S894 606 295 2

WABCO OE #	WABCO Service Part #
894 606 324 0	S894 606 324 0
894 606 325 0	S894 606 325 0
894 607 276 0	S894 607 276 0
894 607 278 0	S894 607 278 0
894 607 312 0	S894 607 312 0
894 607 313 0	S894 607 313 0
894 607 316 0	S894 607 316 0
894 607 379 0	S894 607 379 0
894 607 390 0	S894 607 390 0
894 607 411 0	S894 607 411 0
894 607 432 0	S894 607 432 0
894 607 433 0	S894 607 433 0
894 607 434 0	S894 607 434 0
895 093 005 4	S895 093 005 4
895 093 700 4	S895 093 700 4
895 098 281 4	S895 098 281 4
895 100 150 4	S895 100 150 4
895 226 730 4	S895 226 730 4
895 620 020 4	S895 620 020 4
895 821 511 4	S895 821 511 4
895 905 164 4	S895 905 164 4
896 130 201 4	S896 130 201 4
896 516 613 4	S896 516 613 4
897 017 910 4	S897 017 910 4
897 030 100 4	S897 030 100 4
897 070 200 4	S897 070 200 4
897 073 087 4	S897 073 087 4
897 080 360 4	S897 080 360 4
897 106 875 4	S897 106 875 4
897 120 505 4	S897 120 505 4
897 120 510 4	S897 120 510 4
897 120 516 4	S897 120 516 4
897 120 520 4	S897 120 520 4
897 120 526 4	S897 120 526 4
897 120 536 4	S897 120 536 4
897 120 546 4	S897 120 546 4
897 121 028 4	RRN19AF
897 121 028 4	RRN19AF
897 130 794 4	S897 130 794 4
897 132 140 4	S897 132 168 4
897 132 168 4	S897 132 168 4
897 161 262 4	S897 161 262 4
897 290 960 4	S897 290 960 4
897 316 995 2	S897 316 995 2

WABCO OE #	WABCO Service Part #
897 316 996 4	S897 316 996 4
897 316 999 4	S897 316 999 4
897 670 190 4	S897 670 190 4
897 670 900 4	S897 670 900 4
897 730 050 4	S897 730 050 4
897 753 970 4	S897 753 970 4
897 754 190 4	S897 754 190 4
897 754 889 4	RN14990A
897 754 889 4	RN14990A
897 770 250 4	S897 770 250 4
897 773 767 4	S897 773 767 4
897 773 768 4	S897 773 768 4
897 780 400 4	S897 780 400 4
897 785 990 4	S897 785 990 4
897 788 720 4	S897 788 720 4
899 200 926 4	RK145157
899 200 926 4	RK145157
899 200 926 4	RK145157
899 200 927 4	RN14515AG
899 200 927 4	RN14515AG
899 200 927 4	RN14515AG
899 201 833 4	S899 201 833 4
899 201 842 4	S899 201 842 4
899 381 282 4	RKN31026
899 381 282 4	RKN31026
899 381 282 4	RKN31026
899 381 283 4	RKN31025
899 381 283 4	RKN31025
899 381 283 4	RKN31025
899 470 291 2	S899 470 291 2
899 504 482 4	S899 504 482 4
899 506 907 2	S899 506 907 2
899 700 001 4	S899 700 001 4
899 700 002 4	S899 700 002 4
899 700 003 4	S899 700 003 4
899 700 920 2	S899 700 920 2
899 759 815 4	S899 759 815 4
899 759 875 4	S899 759 875 4
899 759 882 4	S899 759 882 4
899 760 510 4	S899 760 510 4
899 851 693 4	S899 851 693 4
911 004 715 0	S911 004 715 0
911 145 561 0	S911 145 561 0
911 146 003 0	S911 146 003 0

WABCO OE #	WABCO Service Part #
911 153 055 0X	S911 153 055 0X
911 153 540 0	S911 153 055 0
911 153 540 7	S911 153 055 7
911 153 541 0	S911 153 055 0
911 153 541 7	S911 153 055 7
911 153 931 2	S911 906 800 2
911 154 506 0	S911 154 518 0
911 154 512 0	S911 154 518 0
911 154 518 0	S911 154 518 0
911 515 005 0	S911 515 008 0
911 515 008 7	S911 515 008 7
912 112 000 0	S912 112 001 0
912 112 000 7	S912 112 001 0
912 112 920 2	S912 112 920 2
912 125 000 0	S912 125 000 0
912 125 001 0	S912 125 001 0
912 125 920 2	S912 125 920 2
912 142 000 0	S912 142 002 0
912 142 000 7	S912 142 002 7
912 142 002 0X	S912 142 002 0X
912 218 000 7	S912 218 000 7
912 218 001 7	S912 218 001 7
912 510 100 0	S912 510 100 0
912 510 103 0	S912 510 103 0
912 512 004 0	S912 512 029 0
912 512 004 7	S912 512 029 0
912 512 029 0X	S912 512 029 0X
912 512 029 7	S912 512 029 7
912 512 030 0	S912 512 033 0
912 512 030 7	S912 512 030 7
912 512 033 7	S912 512 033 7
912 512 940 2	S912 512 940 2
912 518 103 7	S912 518 103 7
912 518 105 0	S912 518 105 0
912 518 105 7	S912 518 105 7
912 518 106 7	S912 518 106 7
912 518 107 7	S912 518 107 7
912 518 108 0X	S912 518 108 0X
912 518 108 7	S912 518 108 7
912 518 109 7	S912 518 109 7
912 518 110 0	S912 518 108 7
912 518 110 0	S912 518 108 7
912 518 111 7	S912 518 111 7
912 518 112 7	S912 518 112 7

WABCO OE #	WABCO Service Part #
912 518 927 2	S912 518 927 2
912 542 001 0	S912 542 002 0
912 542 001 0X	S912 542 007 0X
912 542 001 7	S912 542 007 0
912 542 007 7	S912 542 007 7
921 399 016 0	S921 399 016 0
921 399 024 0	S921 399 024 0
925 320 002 2	S925 320 002 2
925 322 000 2	S925 322 000 2
925 377 103 0	S925 377 103 0
925 420 954 0	S925 420 954 0
925 431 094 0	S925 431 094 0
925 431 094 7	S925 431 094 7
925 455 001 0	S925 455 001 0
925 460 001 2	S925 460 001 2
925 481 106 0	S925 481 106 0
925 491 114 0	S925 491 114 0
925 491 142 0	S925 491 142 0
932 002 000 0	S932 002 000 0
932 002 020 4	S932 002 020 4
932 002 100 0	S932 002 100 0
932 002 652 2	S932 002 652 2
932 400 024 0	S932 400 024 0
932 500 003 0	S932 500 003 0
934 099 001 0	RKN23000
934 099 001 0	RKN23000
934 099 002 0	RKN23060
934 099 002 0	RKN23060
934 099 002 0	RKN23060
934 099 003 0	RKN25060
934 099 003 0	RKN25060
934 099 003 0	RKN25060
934 099 004 0	RKN25080
934 099 004 0	RKN25080
934 099 005 0	RKN25090
934 099 005 0	RKN25090
934 099 006 0	RKN25080
934 099 006 0	RKN25080
934 099 007 0	RKN25110
934 099 007 0	RKN25110
934 099 008 0	RKN25100
934 099 008 0	RKN25100
934 099 009 0	RKN25120
934 099 009 0	RKN25120

WABCO OE #	WABCO Service Part #
934 099 010 0	RKN32041
934 099 010 0	RKN32041
934 099 012 0	RKN25110
934 099 012 0	RKN25110
934 099 013 0	RKN25120
934 099 013 0	RKN25120
934 099 014 0	RKN25060
934 099 014 0	RKN25060
934 099 015 0	RKN32041
934 099 015 0	RKN32041
934 099 016 0	RKN25120
934 099 016 0	RKN25120
934 099 020 0	RKN32041
934 099 020 0	RKN32041
934 099 021 0	RKN25110
934 099 021 0	RKN25110
934 099 025 0	RKN25061
934 099 025 0	RKN25061
934 099 101 0	S934 099 101 0
934 190 001 0	R102323E
934 190 001 0	R102323E
934 190 001 0	R102323E
934 190 002 0	RKN20001
934 190 002 0	RKN20001
934 190 003 0	RKN20001
934 190 003 0	RKN20001
934 190 004 0	RKN20001
934 190 004 0	RKN20001
934 190 005 0	RKN20001
934 190 005 0	RKN20001
934 190 006 0	RKN20001
934 190 006 0	RKN20001
934 190 007 0	RKN20001
934 190 007 0	RKN20001
934 190 007 0	RKN20001
934 190 008 0	RKN20080
934 190 008 0	RKN20080
934 190 008 0	RKN20080
934 190 009 0	RKN20090
934 190 009 0	RKN20090
934 190 009 0	RKN20090
934 190 010 0	RN15791H
934 190 010 0	RN15791H
934 190 010 0	RN15791H

WABCO OE #	WABCO Service Part #
934 190 011 0	RN15791T
934 190 011 0	RN15791T
934 190 011 0	RN15791V
934 190 011 0	RN15791T
934 190 011 0	RN15791V
934 190 012 0	RN15791V
934 190 012 0	RN15791V
934 190 013 0	RKN20001
934 190 014 0	RKN20110
934 190 014 0	RKN20110
934 199 001 0	RKN23000
934 199 001 0	RKN23000
934 199 002 0	RN13526BR
934 199 002 0	RN13526BR
934 199 002 0	RN13526BR
934 199 003 0	RKN23000
934 199 003 0	RKN23000
934 199 004 0	RKN23040
934 199 004 0	RKN23040
934 199 004 0	RKN23040
934 199 005 0	RKN23010
934 199 005 0	RKN23010
934 199 007 0	RKN23010
934 199 007 0	RKN23010
934 199 008 0	RKN23080
934 199 008 0	RKN23080
934 199 008 0	RKN23080
934 199 010 0	RKN23010
934 199 010 0	RKN23010
934 199 019 0	S934 199 019 0
934 300 001 0	S934 300 001 0
934 300 003 0	S934 300 003 0
934 301 000 0	S934 301 000 0
934 301 000 2	S934 301 000 2
934 315 001 0	R12110
934 315 001 0	R12110
934 315 001 0	R12110
934 315 002 0	R12102
934 315 002 0	R12102
934 315 003 0	R12102
934 315 003 0	R12102
934 315 004 0	R95512105
934 315 004 0	R95512105
934 315 004 0	RMPN3613AD

WABCO OE #	WABCO Service Part #
934 315 005 0	RKN21004
934 315 005 0	RKN21004
934 315 007 0	RKN21008
934 315 007 0	RKN21004
934 315 008 0	R95512103
934 315 008 0	R95512103
934 315 010 0	R12102
934 315 010 0	R12102
934 315 011 0	RKN21004
934 315 011 0	RKN21004
934 315 012 0	RKN21004
934 315 012 0	RKN21004
934 315 014 0	RKN21004
934 315 014 0	RKN21004
934 315 016 0	R12102
934 315 016 0	R12102
934 315 017 0	R12104
934 315 017 0	R12104
934 315 018 0	R95512103
934 315 018 0	R95512103
934 315 019 0	R95512103
934 315 019 0	R95512103
934 315 020 0	R12104
934 315 020 0	R12104
934 315 021 0	R12102
934 315 021 0	R12102
934 315 022 0	R12102
934 315 022 0	R12102
934 315 023 0	R95512103
934 315 023 0	R95512103
934 315 024 0	R95512103
934 315 024 0	R95512103
934 315 025 0	R12104
934 315 025 0	R12104
934 315 026 0	RKN21004
934 315 026 0	RKN21004
934 315 027 0	RKN21004
934 315 027 0	RKN21004
934 315 028 0	RKN24001
934 315 028 0	RKN24001
934 315 028 0	RKN24001
934 315 029 0	R12100
934 315 029 0	R12100
934 315 029 0	R12100

WABCO OE #	WABCO Service Part #
934 315 030 0	R12102
934 315 030 0	R12102
934 315 031 0	RKN21004
934 315 031 0	RKN21004
934 315 032 0	R12102
934 315 032 0	R12102
934 315 033 0	RKN21008
934 315 033 0	RKN21008
934 315 034 0	R12102
934 315 034 0	R12102
934 315 035 0	RKN21004
934 315 035 0	RKN21004
934 315 037 0	R12104
934 315 037 0	R12104
934 315 038 0	RKN24001
934 315 039 0	RKN24000
934 315 040 0	RKN21004
934 315 040 0	RKN21004
934 315 041 0	R12102
934 315 041 0	R12102
934 315 046 0	S934 315 046 0
934 315 047 0	S934 315 047 0
934 315 048 0	S934 315 048 0
934 315 049 0	S934 315 049 0
934 315 050 0	S934 315 050 0
934 315 054 0	S934 315 054 0
934 315 055 0	S934 315 055 0
934 316 001 0	RKN24000
934 316 001 0	RKN24000
934 316 001 0	RKN24000
934 316 002 0	RKN24000
934 316 003 0	RKN24003
934 316 003 0	RKN24003
934 316 004 0	RKN24000
934 316 004 0	RKN24000
934 316 005 0	RKN24000
934 316 005 0	RKN24000
934 316 006 0	RKN24000
934 316 006 0	RKN24000
934 316 007 0	RKN24000
934 316 007 0	RKN24000
934 316 008 0	RKN24001
934 316 008 0	RKN24001
934 316 009 0	RKN24003

WABCO OE #	WABCO Service Part #
934 316 009 0	RKN24003
934 316 009 0	RKN24003
934 316 010 0	RKN24003
934 316 010 0	RKN24003
934 316 011 0	RKN24001
934 316 011 0	RKN24001
934 316 012 0	RKN24001
934 316 012 0	RKN24001
934 316 013 0	RKN24001
934 316 013 0	RKN24001
934 316 014 0	RKN24001
934 316 014 0	RKN24001
934 316 019 0	RKN24009
934 316 019 0	RKN24009
934 316 020 0	RKN24010
934 316 020 0	RKN24010
934 316 027 0	RKN24011
934 316 027 0	RKN24011
934 316 042 0	S934 316 042 0
934 316 100 0	RKN21028
934 316 100 0	RKN21028
934 499 001 0	RKN31040
934 499 001 0	RKN31040
934 499 002 0	RKN31050
934 499 002 0	RKN31050
934 499 003 0	RKN31050
934 499 003 0	RKN31050
934 499 003 0	RKN31050
934 499 004 0	RKN31060
934 499 004 0	RKN31060
934 499 005 0	RKN31060
934 499 005 0	RKN31060
934 499 005 0	RKN31060
934 499 009 0	RKN31041
934 499 009 0	RKN31041
934 499 009 0	S934 499 009 0
934 499 010 0	RKN31050
934 499 010 0	RKN31050
934 499 012 0	RKN20010
934 649 016 0	RKN20010
934 649 016 0	RKN20010
934 649 017 0	RKN20011
934 649 017 0	RKN20011

WABCO OE #	WABCO Service Part #
934 649 017 0	RKN20011
934 649 020 0	RN15843
934 649 020 0	RN15843
934 649 020 0	RN15843
934 649 021 0	RKN20615
934 649 021 0	RKN20615
934 649 022 0	RKN20606
934 649 022 0	RKN20606
934 649 032 0	RKN20622
934 649 032 0	RKN20622
934 701 005 0	S934 701 005 0
934 702 250 0	S934 702 250 0
934 702 260 0	S934 702 260 0
934 702 300 0	S934 702 300 0
934 702 322 0	S934 702 322 0
934 702 381 0	S934 702 381 0
934 714 110 0	S934 714 110 0
934 714 125 0	S934 714 125 0
934 714 137 0	S934 714 137 0
934 714 138 0	S934 714 138 0
934 889 022 0	RKN34111
934 889 022 0	RKN34111
934 899 001 0	R90555396
934 899 001 0	R90555396
934 899 001 0	R90555396
934 899 002 0	RKN34061
934 899 002 0	RKN34061
934 899 002 0	RKN34061
934 899 003 0	RKN34110
934 899 003 0	RKN34110
934 899 004 0	R90555396
934 899 004 0	R90555396
934 899 004 0	R90555396
934 899 005 0	S934 899 403 0
934 899 005 0	S934 899 403 0
934 899 006 0	R90555396
934 899 006 0	R90555396
934 899 008 0	R90555396
934 899 008 0	R90555396
934 899 009 0	RKN34110
934 899 009 0	RKN34110
934 899 010 0	RKN34130

WABCO OE #	WABCO Service Part #
934 899 010 0	RKN34130
934 899 011 0	RKN34060
934 899 011 0	RKN34060
934 899 011 0	RKN34060
934 899 013 0	RKN20010
934 899 013 0	RKN20010
934 899 015 0	R90555396
934 899 020 0	RKN34111
934 899 020 0	RKN34111
934 899 023 0	S934 899 023 0
934 899 030 0	RKN34101
934 899 030 0	RKN34101
934 899 031 0	S934 899 074 0
934 899 066 0	RKN34131
934 899 066 0	RKN34131
934 899 067 0	S934 899 067 0
934 899 069 0	S934 899 074 0
934 899 070 0	RKN34123
934 899 070 0	RKN34123
934 899 074 0	S934 899 074 0
934 899 082 0	S934 899 082 0
934 899 401 0	S934 899 401 0
934 899 402 0	S934 899 402 0
934 899 403 0	S934 899 403 0
934 899 405 0	S934 899 405 0
934 899 406 0	S934 899 406 0
936 640 012 0	RKN20607
936 640 012 0	RKN20607
936 649 001 0	RKN20021
936 649 001 0	RKN20021
936 649 002 0	RKN20025
936 649 002 0	RKN20025
936 649 004 0	RKN20612
936 649 004 0	RKN20612
936 649 005 0	RKN20611
936 649 005 0	RKN20611
936 649 006 0	RKN20602
936 649 006 0	RKN20602
936 649 009 0	RKN20021
936 649 009 0	RKN20021
936 649 012 0	RKN20031
936 649 012 0	RKN20031
936 649 012 0	RKN20031
936 649 013 0	RKN20031

WABCO OE #	WABCO Service Part #
936 649 013 0	RKN20031
936 649 013 0	RKN20031
936 649 014 0	RKN20022
936 649 014 0	RKN20022
936 649 015 0	RKN20035
936 649 015 0	RKN20035
936 649 017 0	RKN20632
936 649 018 0	RKN20622
936 649 018 0	RKN20622
936 649 023 0	RKN20631
936 649 023 0	RKN20631
936 649 026 0	RKN20619
936 649 026 0	RKN20632
936 649 026 0	RKN20619
936 649 028 0	RKN20621
936 649 028 0	RKN20621
936 649 030 0	RKN20619
936 649 031 0	RKN20619
936 649 032 0	RKN20622
936 649 032 0	RKN20622
936 649 101 0	RKN20623
936 649 104 0	RKN20623
936 649 105 0	RKN20623
936 649 114 0	S936 649 114 0
936 649 150 0	S936 649 150 0
936 649 151 0	S936 649 151 0
936 649 671 4	R102684A
936 649 671 4	R102684A
936 649 671 4	R102684A
936 649 672 4	RAD25079
936 649 672 4	RAD25079
936 649 672 4	RAD25079
936 649 673 4	R12503
936 649 673 4	R12503
936 649 673 4	R12503
936 649 674 4	R12509
936 649 674 4	R12509
936 649 674 4	R12509
936 649 674 4	R12509
936 649 675 4	RN14514
936 649 675 4	RN14514
936 649 676 4	RKN20903
936 649 676 4	RKN20903
936 649 676 4	RKN20903
936 649 679 4	RKN20904

WABCO OE #	WABCO Service Part #
936 649 679 4	RKN20904
941 032 261 0	S941 032 261 0
941 032 262 0	S941 032 262 0
941 032 263 0	S941 032 263 0
941 032 264 0	S941 032 264 0
941 032 266 0	S941 032 266 0
941 032 267 0	S941 032 267 0
941 032 269 0	S941 032 269 0
941 032 625 0	S941 032 625 0
941 032 626 0	S941 032 626 0
950 080 002 0	S950 080 002 0
950 105 001 0	S950 105 001 0
950 406 001 0	S950 406 001 0
950 430 001 0	S950 430 001 0
950 520 003 0	S950 520 003 0
951 002 158 0	S951 002 158 0
951 814 756 0	S951 814 756 0
952 002 000 0	S952 002 000 0
952 003 000 2	S952 003 000 2
952 003 100 0	S936 649 029 4
952 003 101 0	S936 649 029 4
952 200 021 0	S952 200 021 0
952 200 022 0	S952 200 022 0
952 200 221 0	S952 200 221 0
952 200 222 0	S952 200 222 0
952 201 001 0	S952 201 001 0
952 201 002 0	S952 201 002 0
952 201 003 0	S952 201 003 0
952 201 004 0	S952 201 004 0
952 201 018 0	S952 201 018 0
952 201 019 0	S952 201 019 0
952 899 001 0	R11450
952 899 001 0	R11450
952 899 001 0	R11450
952 899 002 0	R11460
952 899 002 0	R11460
952 899 003 0	R11460
952 899 003 0	R11460
952 899 004 0	R11402
952 899 004 0	R11402
952 899 005 0	R11401
952 899 005 0	R11401
952 899 005 0	S952 899 005 0
952 899 100 0	R11451

WABCO OE #	WABCO Service Part #
952 899 100 0	R11451
952 899 100 0	R11451
952 899 101 0	R11451
952 899 101 0	R11451
952 899 200 0	R11452
952 899 200 0	R11452
952 899 200 0	R11452
952 899 201 0	R11452
952 899 201 0	R11452
952 899 202 0	R11461
952 899 202 0	R11461
952 899 203 0	R11462
952 899 203 0	R11462
960 901 050 4	S960 901 050 4
960 901 052 2	S960 901 052 2
961 721 004 2	S961 721 004 2
961 721 008 0	S961 721 008 0
961 721 017 0	S961 721 017 0
961 721 044 0	S961 721 044 0
961 721 920 2	S961 721 920 2
961 722 184 0	S961 722 184 0
961 722 186 0	S961 722 186 0
961 722 252 0	S961 722 252 0
961 722 258 0	S961 722 258 0
961 723 001 0	S961 723 001 0
961 723 004 0	S961 723 004 0
961 723 016 0	S961 723 016 0
961 723 100 0	S961 723 100 0
961 723 102 0	S961 723 102 0
961 723 104 0	S961 723 104 0
961 723 200 0	S961 723 200 0
961 723 203 0	S961 723 203 0
961 723 212 0	S961 723 212 0
961 723 405 0	S961 723 405 0
961 723 931 2	S961 723 931 2
961 799 001 0	RKN20542
961 799 001 0	RKN20542
961 799 002 0	RKN20561
961 799 002 0	RKN20561
961 799 003 0	RKN20542
961 799 003 0	RKN20542
961 799 004 0	RKN20542
961 799 004 0	RKN20542
961 799 005 0	RKN20541

WABCO OE #	WABCO Service Part #
961 799 005 0	RKN20541
961 799 006 0	RKN20542
961 799 006 0	RKN20542
961 799 007 0	RKN20545
961 799 007 0	RKN20545
961 799 007 0	S961 799 007 0
961 799 009 0	RKN20541
961 799 009 0	RKN20541
961 799 010 0	RKN20542
961 799 010 0	RKN20542
961 799 011 0	RKN20580
961 799 011 0	RKN20580
961 799 012 0	RKN20590
961 799 012 0	RKN20590
961 799 013 0	RKN20581
961 799 013 0	RKN20581
961 799 015 0	RKN20542
961 799 015 0	RN30103FE
961 799 015 0	RKN20542
961 799 015 0	RN30103FE
961 799 350 4	R102008HA
961 799 350 4	R102008HA
961 799 350 4	R102008HA
961 889 009 0	RKN22610
961 889 009 0	RKN22610
961 897 001 0	RKN22100
961 897 001 0	RKN22100
961 897 002 0	RKN22100
961 897 002 0	RKN22100
961 897 003 0	RKN22100
961 897 003 0	RKN22100
961 897 004 0	RKN22100
961 897 004 0	RKN22100
961 897 005 0	RKN22100
961 897 005 0	RKN22100
961 899 001 0	RKN22150
961 899 001 0	RKN22150
961 899 002 0	RKN22150
961 899 002 0	RKN22150
961 899 003 0	RKN22150
961 899 003 0	RKN22150
961 899 004 0	RKN22600
961 899 004 0	RKN22600
961 899 005 0	RKN22521

WABCO OE #	WABCO Service Part #
961 899 005 0	RKN22521
961 899 006 0	RKN22501
961 899 006 0	RKN22501
961 899 007 0	S961 899 007 0
961 899 011 0	RKN22150
961 899 011 0	RKN22150
961 899 015 0	RKN22150
961 899 015 0	RKN22150
961 899 016 0	RKN22150
961 899 016 0	RKN22150
961 899 018 0	RKN22150
961 899 018 0	RKN22150
961 899 211 0	S961 899 211 0
961 899 211 7	S961 899 211 7
961 899 218 0	S961 899 218 0
961 899 218 7	S961 899 218 7
961 899 710 2	RSN4017E
961 899 710 2	RSN4017E
961 899 711 2	RSN4017A
961 899 711 2	RSN4017A
961 899 712 2	RSN4017A
961 899 712 2	RSN4017A
961 899 713 2	RSN4017F
961 899 713 2	RSN4017F
961 899 714 2	RSN4017A
961 899 714 2	RSN4017A
961 899 715 2	RMPN21051
961 899 715 2	RMPN21051
961 899 718 2	RSN4017A
961 899 718 2	RSN4017A
961 899 719 2	S961 899 719 2
961 906 717 2	S961 906 717 2
961 906 718 2	S961 906 718 2
963 001 012 0	S963 001 012 0
963 001 013 0	S963 001 013 0
963 001 051 0	S963 001 051 0
963 006 001 0	S963 006 001 0
963 006 003 0	S963 006 003 0
963 006 005 0	S963 006 005 0
963 880 001 0	RKN31300
963 880 001 0	RKN31300
963 880 003 0	RKN31300
963 880 003 0	RKN31300
963 880 003 0	RKN31300

WABCO OE #	WABCO Service Part #
963 880 004 0	RKN31200
963 880 004 0	RKN31200
963 880 005 0	RKN31250
963 880 005 0	RKN31250
963 880 006 0	RKN31250
963 880 006 0	RKN31250
963 880 007 0	RKN31200
963 880 007 0	RKN31200
963 880 008 0	RKN31200
963 880 008 0	RKN31200
963 880 010 0	RKN31400
963 880 010 0	RKN31400
963 880 010 0	RKN31400
963 880 010 0	RKN31400
963 880 011 0	S963 880 011 0
963 880 012 0	S963 880 012 0
963 880 020 0	RKN31528
963 880 020 0	RKN31528
965 001 001 0	S965 001 001 0
965 001 009 2	S965 001 009 2
965 001 042 0	S965 001 042 0
965 001 058 0	S965 001 058 0
965 001 103 0	S965 001 103 0
965 001 104 0	S965 001 104 0
965 001 106 0	S965 001 106 0
965 001 108 0	S965 001 209 0
965 001 114 0	S965 001 116 0
965 001 116 0	S965 001 116 0
965 001 208 0	S965 001 208 0
965 001 900 2	S965 001 900 2
965 001 901 2	S965 001 901 2
965 001 903 2	S965 001 903 2
965 001 904 2	S965 001 904 2
965 001 905 2	S965 001 905 2
965 001 921 2	S965 001 921 2
967 799 015 0	RKN20542
967 799 015 0	RKN20542
967 799 016 0	RKN20541
967 799 016 0	RKN20541
970 051 124 0	S970 051 124 0
970 051 128 0	S970 051 128 0
970 051 163 0	S970 051 163 0
970 051 164 0	S970 051 164 0
970 051 182 0	S970 051 182 0
970 051 218 7	S970 051 218 7

WABCO OE #	WABCO Service Part #
970 051 424 0	S970 051 424 0
970 051 441 0	S970 051 441 0
970 051 500 7	S970 051 500 7
970 051 501 7	S970 051 501 7
970 051 503 0	S970 051 503 0
970 051 505 0	S970 051 505 0
970 051 506 0	S970 051 506 0
970 051 509 0	S970 051 509 0
970 051 510 0	S970 051 510 0
970 051 511 0	S970 051 511 0
970 051 512 0	S970 051 512 0
970 051 906 2	S970 051 906 2
971 002 000 0	S971 002 307 0
971 002 003 2	S971 002 003 2
971 002 150 0	S971 002 150 0
971 002 152 0	S971 002 152 0
971 002 300 0	S971 002 300 0
971 002 301 0	S971 002 301 0
971 002 531 0	S971 002 531 0
971 002 547 0	S971 002 547 0
971 002 570 0	S971 002 570 0
971 002 620 0	S971 002 620 0
971 002 700 0	S971 002 700 0
971 002 900 0	S971 002 900 0
971 002 912 0	S971 002 912 0
971 005 002 0	S971 005 002 0
971 899 001 0	RKN28030
971 899 001 0	RKN28030
971 899 001 0	RKN28030
971 899 002 0	RKN28032
971 899 002 0	RKN28032
971 899 004 0	RKN28030
971 899 004 0	RKN28030
971 899 005 0	RKN28030
971 899 005 0	RKN28030
971 899 008 0	RKN28034
971 899 008 0	RKN28034
971 899 100 0	S971 899 100 0
971 899 151 0	S971 899 151 0
971 899 152 0	S971 899 152 0
971 899 154 0	S971 899 154 0
971 899 300 0	S971 899 300 0
973 001 000 2	S973 001 000 2
973 001 010 0	S973 001 010 0

WABCO OE #	WABCO Service Part #
973 001 020 0	S973 001 020 0
973 001 021 0	S973 001 021 0
973 001 210 0	S973 011 000 0
973 001 210 0	S973 001 210 0
973 001 211 0	S973 011 002 0
973 001 220 0	S973 001 220 0
973 002 005 2	S973 002 005 2
973 002 422 0	S973 002 422 0
973 002 520 0	S973 002 520 0
973 002 521 0	S973 002 521 0
973 002 528 0	S973 002 528 0
973 002 539 0	S973 002 539 0
973 009 010 0	S973 009 010 0
973 011 000 0	S973 011 000 0
973 011 000 2	S973 011 000 2
973 011 004 0	S973 011 004 0
973 011 011 0	S973 011 011 0
973 011 023 0	S973 011 023 0
973 011 024 0	S973 011 024 0
973 011 025 0	S973 011 025 0
973 011 026 0	S973 011 026 0
973 011 026 7	S973 011 026 7
973 011 027 0	S973 011 027 0
973 011 027 7	S973 011 027 7
973 011 028 0	S973 011 028 0
973 011 200 0	S973 011 200 0
973 011 201 0	S973 011 201 0
973 011 203 0	S973 011 203 0
973 011 920 2	S973 011 920 2
973 011 921 2	S973 011 921 2
973 288 003 0	RKN28520
973 288 005 0	RKN28510
973 288 005 0	RKN28510
973 288 006 0	RKN28520
973 288 006 0	RKN28520
973 298 001 0	RKN28071
973 298 001 0	RKN28071
973 298 004 0	RKN28060
973 298 004 0	RKN28060
973 298 005 0	RKN28061
973 298 005 0	RKN28061
973 298 006 0	RKN28061
973 298 006 0	RKN28061
973 298 007 0	RKN28061

WABCO OE #	WABCO Service Part #
973 298 008 0	RKN28080
973 298 008 0	RKN28080
973 298 009 0	RKN28085
973 298 009 0	RKN28085
973 298 010 0	RKN28300
973 298 010 0	RKN28300
973 298 011 0	RKN28061
973 298 011 0	RKN28061
973 298 013 0	RKN28131
973 298 013 0	RKN28131
973 298 014 0	RKN28520
973 298 014 0	RKN28520
973 298 016 0	RKN28510
973 298 016 0	RKN28510
973 298 020 0	RKN28140
973 298 020 0	RKN28140
973 298 021 0	RKN28132
973 298 021 0	RKN28132
973 298 031 0	RKN28055
973 298 031 0	RKN28055
973 298 032 0	RKN28055
973 298 032 0	RKN28055
973 298 033 0	RKN28055
973 298 033 0	RKN28055
973 298 034 0	RKN28055
973 298 034 0	RKN28055
973 298 035 0	RKN28085
973 298 035 0	RKN28085
973 298 036 0	RKN28085
973 298 036 0	RKN28085
973 298 037 0	RKN28085
973 298 037 0	RKN28085
973 298 038 0	RKN28085
973 298 038 0	RKN28085
973 298 040 0	RKN28071
973 298 040 0	RKN28071
973 298 041 0	RKN28071
973 298 041 0	RKN28071
973 298 043 0	RKN28071
973 298 043 0	RKN28071
973 298 046 0	RKN28071
973 298 046 0	RKN28071
973 298 055 0	RKN28041
973 298 055 0	RKN28041

WABCO OE #	WABCO Service Part #
973 298 056 0	RKN28085
973 298 056 0	RKN28085
973 298 057 0	RKN28053
973 298 057 0	RKN28053
973 298 058 0	RKN28069
973 298 058 0	RKN28069
973 298 061 0	RKN28063
973 298 061 0	RKN28063
973 298 067 0	RKN28092
973 298 067 0	RKN28092
973 298 068 0	RKN28091
973 298 068 0	RKN28091
973 298 069 0	S973 298 069 0
973 298 070 0	RKN28056
973 298 070 0	RKN28056
973 298 071 0	S973 298 071 0
973 500 000 0	S973 500 000 0
973 500 006 0	S973 500 006 0
973 500 014 0	S973 500 014 0
973 500 039 0	S973 500 039 0
973 500 051 0	S973 500 051 0
973 500 104 0	S973 500 104 0
973 500 104 7	S973 500 104 7
973 500 105 0	S973 500 105 0
973 500 105 7	S973 500 105 7
973 500 106 0	S973 500 106 0
973 500 106 7	S973 500 106 7
973 500 112 0	S973 500 112 0
973 889 007 0	RKN32003
973 889 007 0	RKN32003
973 898 001 0	RKN28065
973 898 001 0	RKN28065
973 898 005 0	RKN28140
973 898 005 0	RKN28140
973 898 006 0	RKN28140
973 898 006 0	RKN28140
973 899 001 0	RKN32060
973 899 001 0	RKN32060
973 899 002 0	RKN32011
973 899 002 0	RKN32011
973 899 003 0	RKN32005
973 899 003 0	RKN32005

WABCO OE #	WABCO Service Part #
973 899 003 0	RKN32005
973 899 004 0	RKN32006
973 899 004 0	RKN32006
973 899 006 0	RKN32005
973 899 007 0	RKN32003
973 899 007 0	RKN32003
973 899 008 0	RKN32050
973 899 008 0	RKN32050
973 899 011 0	RKN32011
973 899 011 0	RKN32011
973 899 012 0	RKN32003
973 899 012 0	RKN32003
973 899 019 0	RKN32014
973 899 019 0	RKN32014
973 899 023 0	S973 899 023 0
973 899 040 0	RKN32011
973 899 041 0	RKN32003
973 899 042 0	RKN32050
973 899 050 0	S973 899 050 0
975 001 002 0	S975 001 002 0
975 009 001 0	S975 009 001 0
975 009 004 0	S975 009 004 0
975 009 101 0	S975 009 101 0
975 300 110 0	S975 303 473 0
975 303 000 0	S975 303 000 0
975 303 000 2	S975 303 000 2
975 303 001 2	S975 303 001 2
975 303 040 0	S975 303 040 0
975 303 060 0	S975 303 060 0
975 303 061 0	S975 303 061 0
975 303 063 0	S975 303 063 0
975 303 072 0	S975 303 072 0
975 303 081 0	S975 303 081 0
975 303 141 0	S975 303 141 0
975 303 441 0	S975 303 441 0
975 303 442 0	S975 303 449 0
975 303 447 0	S975 303 447 0
975 303 463 0	S975 303 463 0
975 303 467 0	R955448
975 303 473 0	S975 303 473 0
975 303 474 0	S975 303 474 0
975 303 475 0	S975 303 475 0
975 303 478 0	S975 303 478 0
975 303 531 2	S975 303 531 2

WABCO OE #	WABCO Service Part #
975 499 001 0	RKN18530
975 499 001 0	RKN18530
975 499 002 0	RKN18532
975 499 002 0	RKN18532
975 499 003 0	RKN18530
975 499 003 0	RKN18530
975 499 004 0	RKN18532
975 499 004 0	RKN18532
975 499 005 0	RKN18530
975 499 005 0	RKN18530
975 499 006 0	RKN18530
975 499 006 0	RKN18530
975 499 007 0	RKN18530
975 499 007 0	RKN18530
975 499 010 0	RKN18532
975 499 010 0	RKN18532
975 499 011 0	RKN18530
975 499 011 0	RKN20562
975 499 016 0	S975 499 016 0
976 000 102 0	S976 000 102 0
976 000 102 7	S976 000 102 7
976 000 103 0	S976 000 103 0
976 000 103 7	S976 000 103 7
976 000 105 0	S976 000 105 0
976 000 105 7	S976 000 105 7

WABCO OE #	WABCO Service Part #
976 000 106 0	S976 000 106 0
976 000 106 7	S976 000 106 7
976 000 107 0	S976 000 107 0
976 000 107 7	S976 000 107 7
976 000 108 0	S976 000 108 0
976 000 108 7	S976 000 108 7
976 000 109 0	S976 000 109 0
976 000 109 7	S976 000 109 7
976 000 110 0	S976 000 110 0
976 000 110 7	S976 000 110 7
976 000 111 0	S976 000 111 0
976 000 111 7	S976 000 111 7
976 000 112 0	S976 000 112 0
976 000 112 7	S976 000 112 7
976 200 100 0	S976 200 100 0
976 200 101 0	S976 200 101 0
984 041 612 2	RBE13255
984 041 612 2	RBE13255
A3256Y1065	S100 100 100 0
A3256Z1066	S100 100 101 0
A132371163	SA13 237 116 3
A13237K1129	SA13237K1129
A13237L1130	SA13237L1130
A22 55P 118 6	SA2255P1186
A73237E1097	SA73237E1097

WABCO OE #	WABCO Service Part #
RWABC002	S894 607 431 0
RWABC014	SRWABC014
RWABC015	SRWABC015
RWABC017	SRWABC017
RWABC019	S472 990 001 0
RWABK011	SRWABK011
RWABK071	SRWABK071
RWABK072	S894 607 431 0
RWABK073	SRWABK073
RWABK079	SRWABK079
RWABK085	SRWABK085
RWABK104	SRWABK118
RWABK105	R955206
RWABK109	S432 433 036 0
RWABK118	SRWABK118
RWABK118NX	SRWABK118NX
RWABK118X	SRWABK118X
RWABK119	SRWABK119
RWABK119NX	SRWABK119NX
RWABK119X	SRWABK119X
RWABK125	SRWABK118
RWABK125	SRWABK118
RWABK157	S400 860 000 0
RWABK158	S400 860 852 0
WNA034A	SWNA034A

Part Number	Page(s)
09-001867	2-12, 12-7
2255 T 1346	1-33, 12-7
2255 U 1113	1-33, 12-7
3237-D-1070	2-12, 12-7
3237-G-1047	2-12, 12-7
3237-H-1256	2-12, 12-7
3237-L-1260	2-12, 12-7
3237-P-1056	2-12, 12-7
3237-Q-1031	2-12, 12-7
3237-R-1032	2-12, 12-7
3237-T-1242	2-12, 12-7
3237-V-1062	2-12, 12-7
3237-V-1192	2-12, 12-7
3237-Y-1195	2-12, 12-7
M-N0122061	1-16
M-N0122511	1-12
R10028	4-7, 12-7
R10029	4-7, 12-7
R11401	4-7, 12-7
R11402	4-7, 12-7
R11450	4-7, 12-7
R11451	4-7, 12-7
R11452	4-7, 12-7
R11460	4-7, 12-7
R11461	4-7, 12-7
R12100	4-3, 12-7
R12102	4-3, 12-7
R12104	4-3, 12-7
R12110	4-3, 12-7
R12112	4-4, 12-7
R12503	4-22, 12-7
R12509	4-22, 12-7
R102684A	4-22, 12-7
R950011	3-7, 12-7, 3-9, 12-7, 3-11, 12-7, 3-15, 12-7
R950012	3-16, 12-7
R950013	3-16, 12-7
R950014	3-16, 12-7
R950015	3-16, 12-7
R950016	3-16, 12-7
R950017	3-16, 12-7

Part Number	Page(s)
R950018	3-16
R950044	3-16, 12-7
R950046	3-17, 12-7
R950047	3-17, 12-7
R950048	3-2, 12-7, 3-11, 12-7, 3-15, 12-7
R950051	5-3, 12-7
R950054	2-2, 12-7, 2-3, 12-7, 2-8, 12-7
R950055	2-4, 12-7, 2-9, 12-7, 2-10, 12-7
R950056	2-4, 12-7, 2-9, 12-7, 2-10, 12-7
R950057	2-4, 12-7, 2-9, 12-7, 2-10, 12-7
R950058	1-21, 12-7
R950058NX	1-21, 12-7
R950059	1-21, 12-7, 1-22, 12-7
R950059NX	1-21, 12-7
R950060	1-21, 12-7
R950060NX	1-21, 12-7
R950068	3-7, 12-7
R950068A	3-10, 12-7, 3-14, 12-7, 3-15, 12-7
R950069	3-2, 12-7, 3-11, 12-7
R950133	1-17, 12-7
R950134	1-17, 12-7
R950135	1-19, 12-7
R950140	1-17, 12-7, 1-22, 12-7
R950141	1-17, 12-7, 1-22, 12-7
R950146	1-27, 12-7
R955013	1-33, 12-7
R955029	3-15, 12-7
R955047	3-17, 12-7
R955066	3-15, 12-7
R955079	3-10, 12-7
R955079NX	3-10, 12-7
R955079X	3-10
R955080	3-11, 12-7
R955080NX	3-11, 12-7
R955080X	3-11, 12-7
R955081	3-11, 12-7

Part Number	Page(s)
R955081N	3-11, 12-7
R955082	3-10, 12-7
R955082NX	3-10, 12-7
R955205	3-9, 12-7
R955205NX	3-9, 12-7
R955205X	3-9, 12-7
R955206	3-11, 12-7
R955206NX	3-11, 12-7
R955206X	3-11, 12-7
R955207	3-9, 12-7
R955207NX	3-9, 12-7
R955207X	3-9, 12-7
R955210	3-9, 12-7
R955210NX	3-9, 12-7
R955210X	3-9, 12-7
R955300	3-9, 12-7
R955300NX	3-9, 12-7
R955300X	3-9, 12-7
R955313	3-11, 12-7
R955315	3-11, 12-7
R955315NX	3-11, 12-7
R955315X	3-11, 12-7
R955320	1-2, 12-7, 1-3, 12-7
R955321	1-2, 12-7, 1-3, 12-7
R955322	1-2, 12-7, 1-3, 12-7
R955328	1-30, 12-7
R955329	1-31, 12-7
R955335	1-30, 12-7
R955336	1-30, 12-7
R955337	1-31, 12-7
R955338	1-31, 12-7
R955341	1-30, 12-7
R955342	1-30, 12-7
R955344	1-2, 1-3
R955345	1-2, 12-7, 1-3, 12-7
R955346	1-2, 12-7, 1-3, 12-7
R955349	1-31, 12-7
R955351	1-17, 12-7, 1-20, 12-7, 1-23, 12-7

Part Number	Page(s)
R955352	1-17, 12-7, 1-20, 12-7, 1-23, 12-7
R955353	1-17, 12-7, 1-18, 12-7, 1-19, 12-7, 1-20, 12-7, 1-22, 12-7
R955353NX	1-17, 12-7, 1-18, 12-7, 1-20, 12-7
R955354	1-17, 12-7, 1-18, 12-7, 1-19, 12-7, 1-20, 12-7, 1-22, 12-7
R955354NX	1-17, 12-7, 1-18, 12-7, 1-20, 12-7
R955355	1-17, 12-7, 1-18, 12-7, 1-19, 12-7, 1-20, 12-7, 1-22, 12-7
R955355NX	1-17, 12-7, 1-18, 12-7, 1-20, 12-7, 1-22, 12-7
R955356	1-17, 12-7, 1-18, 12-7, 1-19, 12-7, 1-20, 12-7, 1-23, 12-7
R955356NX	1-17, 12-7, 1-18, 12-7, 1-20, 12-7, 1-23, 12-7
R955362	1-19, 12-7
R955366	1-12, 12-7
R955374	1-2, 12-7, 1-3, 12-7
R955378	1-6, 12-7
R955378NX	1-6, 12-7
R955394	1-21, 12-7
R955397	1-23, 12-7
R955400	1-31, 12-7
R955401	1-17, 12-7
R955402	1-17, 12-7
R955403	1-19, 12-7
R955405	1-19, 12-7
R955406	1-20, 12-7
R955407	1-17, 12-7
R955408	1-19, 12-7
R955409	1-19, 12-7
R955410	1-17, 12-7
R955411	1-17, 12-7
R955412	1-21, 12-7

Part Number	Page(s)
R955413	1-21, 12-7
R955421	2-4, 12-7, 2-9, 12-7, 2-10, 12-7
R955423	1-2, 12-7, 1-4, 12-7
R955428	1-2, 12-7, 1-4, 12-7
R955429	1-27, 12-7
R955431	1-31, 12-7, 2-11, 12-7
R955432	2-11, 12-7
R955433	2-11, 12-7
R955434	2-11, 12-7
R955436	1-30, 12-7, 2-11, 12-7
R955438	1-30, 12-7, 2-11, 12-7
R955458	1-33, 12-7, 2-11, 12-7
R955459	1-33, 12-7, 2-11, 12-7
R955465	1-8, 12-7
R955466	1-8, 12-7
R955470	1-8, 12-7
R955471	1-8, 12-7
R955487	1-8, 12-7
R955555	1-8, 12-7
R955600	1-8, 12-7
R955602	1-30, 12-7
R955603	1-30, 12-7
R955604	1-30, 12-7
R955605	1-30, 12-7
R955607	1-31, 12-7
R955608	1-31, 12-7
R955610	1-31, 12-7
R955615	1-31, 12-7
R955620	1-16, 12-7
R955621	1-16, 12-7
R955623	1-16, 12-7
R955624	1-16, 12-7
R955626	1-16, 12-7
R955627	1-16, 12-7
R955900	1-9, 12-7
R955901	1-8, 12-7

Part Number	Page(s)
R9550630	3-10, 12-7
R9550630X	3-10, 12-7
R95512103	4-3, 12-7
R95512105	4-3, 12-7, 4-4, 12-7
R955286171	4-5, 12-7
RAD25079	4-22, 12-7
RBE13240	4-21, 12-7
RBE13241	4-21, 12-7
RBE13250	4-21, 12-7
RBE13255	4-21, 12-7
RKN18530	4-8, 12-7
RKN18532	4-8, 12-7
RKN20001	4-9, 12-7
RKN20010	4-11, 12-7
RKN20011	4-11, 12-7
RKN20021	4-11, 12-7
RKN20022	4-11, 12-7
RKN20025	4-11, 12-7
RKN20031	4-11, 12-7
RKN20035	4-11, 12-7
RKN20080	4-10, 12-7
RKN20090	4-10, 12-7
RKN20541	4-9, 12-7
RKN20542	4-9, 12-7
RKN20545	4-9, 12-7
RKN20561	4-9, 12-7
RKN20562	4-9, 12-7
RKN20580	4-9, 12-7
RKN20581	4-9, 12-7
RKN20590	4-9, 12-7
RKN20606	4-10, 12-7
RKN20607	4-10, 12-7
RKN20611	4-10, 12-7
RKN20612	4-10, 12-7
RKN20615	4-10, 12-7
RKN20619	4-10, 12-7
RKN20622	4-10, 12-7
RKN20632	4-10, 12-7
RKN20636	4-10, 12-7
RKN21004	4-3, 12-7

Part Number	Page(s)
RKN21008	4-3, 12-7
RKN21020	4-2, 12-7
RKN22100	4-6, 12-7
RKN22150	4-5, 12-7, 4-6, 12-7
RKN22501	4-6, 12-7
RKN22521	4-6, 12-7
RKN22600	4-6, 12-7
RKN22610	4-6, 12-7
RKN23000	4-2, 12-7
RKN23010	4-2, 12-7
RKN23040	4-2, 12-7
RKN23060	4-2, 12-7
RKN23080	4-2, 12-7
RKN24000	4-4, 12-7
RKN24003	4-4, 12-7
RKN25060	4-2, 12-7
RKN25061	4-2, 12-7
RKN25080	4-2, 12-7
RKN25090	4-2, 12-7
RKN25100	4-2, 12-7
RKN25110	4-2, 12-7
RKN25120	4-2, 12-7
RKN28030	4-12, 12-7
RKN28032	4-12, 12-7
RKN28034	4-12, 12-7
RKN28041	4-19, 12-7
RKN28042	4-18, 12-7
RKN28043	4-19, 12-7
RKN28051	4-19, 12-7
RKN28053	4-19, 12-7
RKN28055	4-19, 12-7
RKN28060	4-18, 12-7
RKN28061	4-18, 12-7
RKN28063	4-19, 12-7
RKN28065	4-19, 12-7
RKN28066	4-18, 12-7
RKN28067	4-18, 12-7
RKN28069	4-19, 12-7
RKN28071	4-19, 12-7
RKN28072	4-19, 12-7
RKN28073	4-19, 12-7

Part Number	Page(s)
RKN28080	4-18, 12-7
RKN28085	4-18, 12-7
RKN28131	4-18, 12-7
RKN28132	4-18, 12-7
RKN28140	4-18, 12-7, 4-19, 12-7
RKN28300	4-18, 12-7
RKN28500	4-18, 12-7
RKN28510	4-18, 12-7
RKN28520	4-18, 12-7
RKN31025	4-21, 12-7
RKN31026	4-21, 12-7
RKN31040	4-16, 12-7
RKN31041	4-16, 12-7
RKN31050	4-16, 12-7
RKN31060	4-16, 12-7
RKN31080	4-16, 12-7
RKN31200	4-13, 12-7
RKN31250	4-13, 12-7
RKN31300	4-13, 12-7
RKN31400	4-13, 12-7
RKN31528	4-13, 12-7
RKN32003	4-14, 12-7
RKN32005	4-14, 12-7
RKN32006	4-14, 12-7
RKN32011	4-14, 12-7
RKN32014	4-14, 12-7
RKN32041	4-15, 12-7
RKN32050	4-14, 12-7
RKN32060	4-14, 12-7
RKN34060	4-20, 12-7
RKN34061	4-20, 12-7
RKN34101	4-20, 12-7
RKN34110	4-20, 12-7
RKN34111	4-20, 12-7
RKN34123	4-20, 12-7
RKN34130	4-20, 12-7
RN13526BR	4-2, 12-7
RN15791H	4-10, 12-7
RN15791T	4-10, 12-7
RN15791V	4-10, 12-7
RN20966F	4-2, 12-7

Part Number	Page(s)
RN21052	4-22, 12-7
RSN4017A	4-22, 12-7
RSN4017E	4-22, 12-7
RSN4017F	4-22, 12-7
S100 001 012 4	1-9, 12-7
S100 100 002 4	1-12, 12-7
S100 100 101 0	1-12, 12-7
S400 500 101 0	1-2, 12-7, 1-3, 12-7, 1-4, 12-7
S400 500 101 7	1-2, 12-7, 1-4, 12-7
S400 500 102 0	1-2, 12-7, 1-5, 12-7
S400 500 102 7	1-2, 12-7, 1-5, 12-7
S400 500 103 0	1-2, 12-7, 1-3, 12-7, 1-5, 12-7
S400 500 103 7	1-2, 12-7, 1-5, 12-7
S400 500 104 0	1-2, 12-7, 1-3, 12-7, 1-4, 12-7
S400 500 104 7	1-2, 12-7, 1-4, 12-7
S400 500 105 0	1-2, 12-7, 1-5, 12-7
S400 500 106 0	1-2, 12-7, 1-5, 12-7
S400 652 043 0	9-2, 12-7
S400 850 180 0	3-10, 12-7
S400 850 196 0	1-16, 12-7
S400 850 199 0	1-29, 12-7
S400 850 401 0	2-14, 12-7
S400 850 402 0	2-14, 12-7
S400 850 409 0	2-14, 12-7
S400 850 600 0	1-2, 12-7, 1-5, 12-7, 1-6, 12-7
S400 850 600 7	1-2, 12-7, 1-6, 12-7
S400 850 601 0	1-2, 12-7, 1-5, 12-7, 1-6, 12-7
S400 850 601 7	1-2, 12-7, 1-6, 12-7
S400 850 602 0	1-2, 12-7, 1-5, 12-7, 1-6, 12-7
S400 850 602 7	1-2, 12-7, 1-6, 12-7
S400 850 701 0	3-7, 12-7
S400 850 716 0	1-24, 12-7

Part Number	Page(s)
S400 850 796 2	7-5, 12-7
S400 850 797 0	7-5, 12-7
S400 850 798 4	7-5, 12-7
S400 850 811 0	7-5, 12-7
S400 850 813 0	7-5, 12-7
S400 850 818 0	7-2, 12-7
S400 850 821 0	1-7, 12-7
S400 850 823 0	7-4, 12-7
S400 850 824 0	7-4, 12-7
S400 850 841 0	1-7, 12-7
S400 850 844 0	2-4, 12-7, 2-8, 12-7, 2-9, 12-7, 2-10, 12-7
S400 850 845 0	1-7, 12-7
S400 850 846 0	7-2, 12-7, 7-5, 12-7
S400 850 866 0	2-13, 12-7, 2-14, 12-7
S400 850 867 0	2-13, 12-7
S400 850 872 0	2-13, 12-7
S400 850 904 0	5-4, 12-7
S400 850 905 0	2-13, 12-7
S400 850 915 0	2-4, 12-7, 2-8, 12-7
S400 850 916 0	9-2, 12-7
S400 850 918 0	9-2, 12-7
S400 850 919 0	9-2, 12-7
S400 850 921 0	9-2, 12-7
S400 850 924 0	9-2, 12-7
S400 850 960 0	1-16, 12-7
S400 851 001 0	2-13, 12-7
S400 851 021 0	1-15, 12-7
S400 851 875 0X	2-2, 12-7, 2-5, 12-7
S400 851 875 7	2-2, 12-7, 2-5, 12-7
S400 851 876 0X	2-3, 12-7, 2-5, 12-7
S400 851 876 7	2-3, 12-7, 2-5, 12-7
S400 851 877 0X	2-2, 12-7, 2-5, 12-7
S400 851 877 7	2-2, 12-7, 2-5, 12-7
S400 851 881 0	2-2, 12-7, 2-6, 12-7

Part Number	Page(s)
S400 851 881 7	2-2, 12-7, 2-6, 12-7
S400 851 882 0	2-3, 12-7, 2-6, 12-7
S400 851 882 7	2-3, 12-7, 2-6, 12-7
S400 851 884 7	2-2, 12-7, 2-5, 12-7
S400 851 885 7	2-3, 12-7, 2-5, 12-7
S400 851 886 7	2-2, 12-7, 2-5, 12-7
S400 851 887 7	2-3, 12-7
S400 852 877 0X	2-5, 12-7
S400 853 004 2	1-7, 12-7
S400 860 000 0C	1-15, 12-7, 1-16, 12-7
S400 860 003 0C	1-15, 12-7
S400 860 004 0C	1-15, 12-7
S400 864 005 0C	1-14, 12-7
S400 864 007 0C	1-14, 12-7
S400 864 008 0C	1-14, 12-7
S400 864 009 0C	1-14, 12-7, 1-16, 12-7
S400 864 011 0C	1-14, 12-7, 1-16, 12-7
S400 864 361 0C	1-14, 12-7
S400 864 612 0	1-15, 12-7
S400 865 006 0	1-15, 12-7
S400 865 013 0C	1-14, 12-7
S400 865 014 0C	1-14, 12-7
S400 865 015 0C	1-14, 12-7
S400 865 043 0C	1-14, 12-7, 1-16, 12-7
S400 865 044 0C	1-14, 12-7, 1-16, 12-7
S400 865 045 0C	1-14, 12-7, 1-16, 12-7
S400 865 047 0C	1-14, 12-7
S400 865 048 0C	1-14, 12-7
S400 865 052 0C	1-14, 12-7
S400 866 001 0	1-15, 12-7
S400 866 164 0C	1-14, 12-7, 1-16, 12-7
S400 866 165 0C	1-14, 12-7
S400 866 166 0C	1-14, 12-7

Part Number	Page(s)
S400 866 167 0C	1-14, 12-7
S400 866 168 0C	1-14, 12-7
S400 866 169 0C	1-14, 12-7
S400 866 308 0	1-15, 12-7
S400 866 662 0	1-15, 12-7
S400 868 007 0C	1-15, 12-7
S400 868 009 0C	1-15, 12-7
S400 868 102 0	1-15, 12-7
S400 870 801 0	7-4, 12-7
S400 870 810 0	7-5, 12-7
S400 870 840 0	7-3, 12-7, 7-5, 12-7
S400 870 862 0	7-5, 12-7
S400 871 010 0	7-2, 12-7
S400 871 011 0	7-2, 12-7
S400 871 020 0	7-2, 12-7
S400 871 021 0	7-2, 12-7
S400 871 030 0	7-2, 12-7
S400 871 031 0	7-2, 12-7
S400 871 040 0	7-2, 12-7
S400 871 041 0	7-2, 12-7
S400 871 051 0	7-4, 12-7
S400 871 052 0	7-4, 12-7
S400 871 061 0	7-2, 12-7
S400 871 062 0	7-2, 12-7
S400 871 110 0	7-3, 12-7
S400 871 120 0	7-3, 12-7
S400 871 140 0	7-3, 12-7
S400 871 150 0	7-3, 12-7
S400 871 254 0	7-3, 12-7
S400 871 255 0	7-3, 12-7
S400 871 256 0	7-3, 12-7
S400 871 257 0	7-3, 12-7
S400 871 261 0	7-3, 12-7
S400 871 262 0	7-3, 12-7
S400 871 263 0	7-3, 12-7
S400 871 264 0	7-3, 12-7
S400 871 510 0	7-2, 12-7
S400 871 511 0	7-2, 12-7
S400 871 520 0	7-2, 12-7
S400 871 521 0	7-2, 12-7

Part Number	Page(s)
S400 871 530 0	7-2, 12-7
S400 871 551 0	7-4, 12-7
S400 871 552 0	7-4, 12-7
S400 871 561 0	7-2, 12-7
S400 871 562 0	7-2, 12-7
S400 871 640 0	7-3, 12-7
S400 871 650 0	7-3, 12-7
S400 871 660 0	7-3, 12-7
S400 871 801 0	7-5, 12-7
S400 871 850 0	7-4, 12-7, 7-5, 12-7
S400 871 940 2	7-2, 12-7
S400 871 941 2	7-2, 12-7
S400 871 942 2	7-2, 12-7
S400 871 943 2	7-2, 12-7
S400 871 944 2	7-3, 12-7
S400 871 945 2	7-3, 12-7
S400 871 947 2	7-3, 12-7
S400 871 948 2	7-3, 12-7
S400 873 000 0	7-6, 12-7, 7-7, 12-7
S400 873 002 0	7-6, 12-7, 7-7, 12-7
S400 873 004 0	7-6, 12-7, 7-7, 12-7
S400 873 005 0	7-6, 12-7, 7-7, 12-7
S400 873 006 0	7-6, 12-7, 7-7, 12-7
S400 873 007 0	7-6, 12-7
S400 873 008 0	7-6, 12-7, 7-7, 12-7
S400 873 009 0	7-6, 12-7, 7-7, 12-7
S400 873 010 0	7-6, 12-7, 7-7, 12-7
S400 873 011 0	7-6, 12-7, 7-7, 12-7
S400 873 012 0	7-6, 12-7, 7-7, 12-7
S400 873 013 0	7-6, 12-7
S400 873 019 0	7-6, 12-7
S400 873 020 0	7-6, 12-7, 7-7, 12-7
S400 873 021 0	7-6, 12-7

Part Number	Page(s)
S400 873 022 0	7-6, 12-7
S400 873 024 0	7-6, 12-7
S400 873 025 0	7-6, 12-7
S400 873 100 0	7-6, 12-7, 7-7, 12-7
S400 873 101 0	7-6, 12-7, 7-7, 12-7
S400 873 102 0	7-6, 12-7, 7-7, 12-7
S400 873 103 2	7-6, 12-7, 7-7, 12-7
S400 873 104 2	7-6, 12-7, 7-7, 12-7
S400 873 105 2	7-6, 12-7
S400 873 106 2	7-6, 12-7
S400 873 107 2	7-6, 12-7
S400 873 108 2	7-6, 12-7
S400 873 109 2	7-6, 12-7, 7-7, 12-7
S400 873 110 2	7-6, 12-7, 7-7, 12-7
S400 873 111 2	7-6, 12-7, 7-7, 12-7
S400 873 112 2	7-6, 12-7, 7-7, 12-7
S400 873 113 2	7-6, 12-7, 7-7, 12-7
S400 873 114 2	7-6, 12-7
S400 873 115 2	7-6, 12-7
S400 873 116 2	7-6, 12-7
S400 873 117 2	7-6, 12-7
S400 873 118 2	7-6, 12-7
S400 873 119 2	7-6, 12-7
S400 873 120 2	7-6, 12-7
S400 877 001 0	7-5, 12-7
S400 878 200 0	7-4, 12-7
S400 878 201 0	7-4, 12-7
S411 141 552 0	6-2, 12-7
S412 704 008 7	6-3, 12-7
S432 407 070 0	3-19, 12-7
S432 413 010 0	3-9, 12-7
S432 413 010 0X	3-9, 12-7
S432 413 010 7	3-9, 12-7
S432 413 017 0	3-9, 12-7
S432 413 017 0X	3-9, 12-7

Part Number	Page(s)
S432 413 017 7	3-9, 12-7
S432 413 024 0	3-9, 12-7
S432 413 024 0X	3-9, 12-7
S432 413 024 7	3-9, 12-7
S432 413 025 0	3-11, 12-7
S432 413 025 0X	3-11, 12-7
S432 413 025 7	3-11, 12-7
S432 413 063 0	3-11, 12-7
S432 413 929 2	3-17, 12-7
S432 413 932 2	3-17, 12-7
S432 413 933 2	3-19, 12-7
S432 413 934 2	3-17, 12-7
S432 421 033 0	3-10, 12-7
S432 421 033 0X	3-10, 12-7
S432 421 033 7	3-10, 12-7
S432 421 040 0	3-10, 12-7
S432 421 040 0X	3-10, 12-7
S432 421 048 0	3-10, 12-7
S432 421 048 0X	3-10, 12-7
S432 421 048 7	3-10, 12-7
S432 421 052 0	3-11, 12-7
S432 421 052 0X	3-11, 12-7
S432 421 052 7	3-11, 12-7
S432 421 054 0	3-11, 12-7
S432 421 054 0X	3-11, 12-7
S432 421 054 7	3-11, 12-7
S432 425 200 0	3-10, 12-7
S432 431 924 2	3-17, 12-7
S432 431 925 2	3-17, 12-7
S432 431 930 2	3-17, 12-7
S432 431 931 2	3-19, 12-7
S432 431 932 2	3-19, 12-7
S432 433 036 0	3-14, 12-7
S432 433 036 0X	3-14, 12-7
S432 433 038 0	3-15, 12-7
S432 433 038 0X	3-15, 12-7
S432 433 040 0	3-14, 12-7
S432 433 040 0X	3-14, 12-7
S432 433 041 0	3-15, 12-7
S432 433 041 0X	3-15, 12-7

Part Number	Page(s)
S432 433 042 0	3-14, 12-7
S432 433 048 0	3-14, 12-7
S432 470 021 0	3-7, 12-7
S432 470 021 0X	3-7, 12-7
S432 470 041 0	3-7, 12-7
S432 470 254 0	3-7, 12-7
S432 470 920 2	3-19, 12-7
S432 470 921 2	3-17, 12-7
S432 470 922 2	3-18, 12-7
S432 471 000 0	3-7, 12-7
S432 471 001 0	3-7, 12-7
S432 471 001 7	3-6, 12-7, 3-7, 12-7
S432 471 021 0X	3-6, 12-7
S432 471 100 0	3-7, 12-7
S432 471 100 0X	3-7, 12-7
S432 471 100 7	3-6, 12-7, 3-7, 12-7
S432 471 100 0X	3-6, 12-7
S432 471 101 0	3-7, 12-7
S432 471 101 0X	3-7, 12-7
S432 471 101 7	3-6, 12-7, 3-7, 12-7
S432 471 101 0X	3-6, 12-7
S432 471 201 7	3-6, 12-7
S432 475 101 0	3-7, 12-7
S432 475 201 0	3-7, 12-7
S432 475 201 7	3-7, 12-7
S432 500 005 0	1-12, 12-7
S434 100 310 0	3-18, 12-7
S441 032 043 4	8-2, 12-7
S441 044 106 0	1-28, 12-7
S441 050 100 0	1-9, 12-7
S441 050 712 2	1-9, 12-7
S441 120 010 0	1-29, 12-7
S441 902 352 4	1-33, 12-7
S442 879 920 2	2-2, 12-7, 2-3, 12-7, 2-6, 12-7
S446 003 701 0	1-15, 12-7
S446 044 085 0	2-14, 12-7
S446 044 086 0	2-14, 12-7
S446 046 925 2	2-13, 12-7

Part Number	Page(s)
S446 047 921 2	2-13, 12-7
S446 065 085 0	1-29, 12-7
S446 091 303 0	4-23, 12-7
S446 106 071 0	1-16, 12-7
S446 106 076 0	1-15, 12-7
S446 106 205 0	1-15, 12-7
S446 106 209 0	1-15, 12-7
S446 108 201 0	1-2, 12-7, 1-4, 12-7, 1-6, 12-7
S446 108 201 7	1-2, 12-7, 1-6, 12-7
S446 108 204 0	1-2, 12-7, 1-4, 12-7, 1-6, 12-7
S446 108 204 7	1-2, 12-7, 1-6, 12-7
S446 109 010 0	2-14, 12-7
S446 109 011 0	2-14, 12-7
S446 280 001 0	2-2, 12-7, 2-3, 12-7, 2-7, 12-7
S446 280 002 0	2-2, 12-7, 2-3, 12-7, 2-7, 12-7
S446 280 012 0	2-2, 12-7, 2-3, 12-7, 2-7, 12-7
S446 280 013 0	2-2, 12-7, 2-3, 12-7, 2-7, 12-7
S446 280 022 0	2-7, 12-7
S446 280 023 0	2-2, 12-7, 2-3, 12-7, 2-7, 12-7
S446 280 790 4	2-2, 12-7, 2-3, 12-7, 2-7, 12-7
S446 301 021 0	8-2, 12-7
S446 301 030 0	8-2, 12-7
S449 324 005 0	1-10, 12-7
S449 324 047 0	1-10, 12-7
S449 326 005 0	1-10, 12-7
S449 326 010 0	1-10, 12-7
S449 326 030 0	1-10, 12-7
S449 326 047 0	1-10, 12-7
S449 326 060 0	1-10, 12-7
S449 328 030 0	1-10, 12-7
S449 328 110 0	1-10, 12-7
S449 351 010 0	1-10, 12-7
S449 351 047 0	1-10, 12-7
S449 364 142 0	1-10, 12-7
S449 364 143 0	1-10, 12-7

Part Number	Page(s)
S449 364 150 0	1-10, 12-7
S449 364 153 0	1-10, 12-7
S449 413 060 0	1-26, 12-7
S449 415 150 0	1-26, 12-7
S449 441 030 0	1-10, 12-7
S449 441 060 0	1-10, 12-7
S449 441 080 0	1-10, 12-7
S449 441 110 0	1-10, 12-7
S449 442 010 0	1-10, 12-7
S449 511 020 0	1-26, 12-7
S449 518 030 0	1-11, 12-7
S449 525 061 0	1-26, 12-7
S449 525 122 0	1-26, 12-7
S449 525 183 0	1-26, 12-7
S449 532 009 0	1-26, 12-7
S449 639 030 0	1-11, 12-7
S449 711 006 0	1-32, 12-7
S449 711 015 0	1-32, 12-7, 2-11, 12-7
S449 711 031 0	2-11, 12-7
S449 711 050 0	2-11, 12-7
S449 711 065 0	2-11, 12-7
S449 711 080 0	2-11, 12-7
S449 711 100 0	2-11, 12-7
S449 711 120 0	2-11, 12-7
S449 713 008 0	1-32, 12-7
S449 713 013 0	1-32, 12-7
S449 713 018 0	1-32, 12-7
S449 713 030 0	1-32, 12-7
S449 713 050 0	1-32, 12-7
S449 713 070 0	1-32, 12-7
S449 715 030 0	1-32, 12-7
S449 723 018 0	1-32, 12-7
S449 723 030 0	1-32, 12-7
S449 723 051 0	1-32, 12-7
S449 811 020 0	1-11, 12-7
S449 811 030 0	1-11, 12-7
S451 900 474 2	2-4, 12-7, 2-10, 12-7
S451 900 922 2	2-2, 12-7, 2-3, 12-7, 2-6, 12-7

Part Number	Page(s)
S451 900 923 2	2-2, 12-7, 2-3, 12-7, 2-6, 12-7
S451 900 924 2	2-4, 12-7, 2-9, 12-7, 2-10, 12-7
S451 900 925 2	2-4, 12-7, 2-9, 12-7, 2-10, 12-7
S452 698 007 0	5-2, 12-7
S452 698 008 0	5-2, 12-7
S452 698 011 0	5-2, 12-7
S452 698 012 0	5-2, 12-7, 5-3, 12-7
S452 698 013 0	5-2, 12-7
S452 698 014 0	5-2, 12-7, 5-3, 12-7
S458 501 923 2	2-2, 12-7, 2-3, 12-7, 2-6, 12-7
S458 501 924 2	2-2, 12-7, 2-3, 12-7, 2-6, 12-7
S463 084 050 0	1-7, 12-7
S468 411 005 0	2-4, 12-7, 2-9, 12-7
S468 413 020 2	2-4, 12-7, 2-9, 12-7
S468 413 921 2	2-4, 12-7, 2-9, 12-7, 2-10, 12-7
S472 170 002 0	1-27, 12-7
S472 170 012 0	1-27, 12-7
S472 170 791 0	1-19, 12-7
S472 170 791 7	1-19, 12-7
S472 170 796 0	1-20, 12-7
S472 170 796 7	1-20, 12-7
S472 170 797 0	1-19, 12-7, 1-20, 12-7, 1-27, 12-7
S472 170 797 7	1-19, 12-7, 1-20, 12-7, 1-27, 12-7
S472 170 997 0	1-27, 12-7
S472 195 033 0	1-4, 12-7, 1-5, 12-7, 1-6, 12-7
S472 195 033 7	1-6, 12-7
S472 195 052 0	1-23, 12-7
S472 195 052 7	1-23, 12-7
S472 195 067 0	1-23, 12-7
S472 195 076 0	1-21, 12-7
S472 195 077 0	1-21, 12-7
S472 195 094 0	1-24, 12-7
S472 195 094 7	1-24, 12-7

Part Number	Page(s)
S472 195 095 0	1-24, 12-7
S472 195 095 7	1-24, 12-7
S472 195 096 0	1-23, 12-7, 1-24, 12-7
S472 196 025 0	1-29, 12-7
S472 500 003 2	1-17, 12-7, 1-19, 12-7
S472 500 003 7	1-17, 12-7, 1-19, 12-7
S472 500 004 2	1-17, 12-7, 1-19, 12-7
S472 500 004 7	1-17, 12-7
S472 500 006 2	1-17, 12-7, 1-18, 12-7
S472 500 006 7	1-17, 12-7, 1-18, 12-7, 1-28, 12-7
S472 500 007 2	1-17, 12-7, 1-18, 12-7
S472 500 007 7	1-17, 12-7, 1-18, 12-7, 1-28, 12-7
S472 500 011 0	1-3, 12-7
S472 500 012 0	1-3, 12-7
S472 500 013 0	1-3, 12-7
S472 500 021 0	1-3, 12-7
S472 500 120 0	1-17, 12-7, 1-25, 12-7
S472 500 121 0	1-17, 12-7, 1-25, 12-7
S472 500 122 0	1-17, 12-7, 1-25, 12-7
S472 500 123 0	1-17, 12-7, 1-25, 12-7
S472 500 124 0	1-17, 12-7
S472 500 125 0	1-17, 12-7
S472 500 127 0	1-25, 12-7
S472 500 132 0	1-17, 12-7
S472 500 220 0	1-19, 12-7
S472 500 221 0	1-19, 12-7
S472 500 222 0	1-19, 12-7
S472 500 223 0	1-19, 12-7, 1-25, 12-7
S472 500 224 0	1-19, 12-7
S472 500 225 0	1-19, 12-7
S472 500 226 0	1-20, 12-7, 1-25, 12-7
S472 500 232 0	1-20, 12-7

Part Number	Page(s)
S472 500 320 0	1-21, 12-7, 1-25, 12-7
S472 500 321 0	1-21, 12-7
S472 500 322 0	1-21, 12-7, 1-25, 12-7
S472 500 420 0	1-18, 12-7
S472 500 421 0	1-18, 12-7
S472 500 422 0	1-18, 12-7
S472 500 423 0	1-18, 12-7, 1-25, 12-7
S472 500 424 0	1-18, 12-7
S472 500 425 0	1-18, 12-7
S472 500 432 0	1-17, 12-7
S472 500 520 0	1-20, 12-7
S472 500 521 0	1-20, 12-7
S472 500 522 0	1-20, 12-7
S472 500 523 0	1-20, 12-7
S472 500 524 0	1-20, 12-7
S472 500 525 0	1-20, 12-7
S476 901 920 2	2-2, 12-7, 2-3, 12-7, 2-6, 12-7
S478 407 043 2	2-14, 12-7
S478 407 055 2	2-15, 12-7
S478 407 056 0	2-15, 12-7
S478 407 058 0	2-15, 12-7
S478 407 058 4	1-4, 12-7, 1-5, 12-7, 1-12, 12-7
S478 407 060 0	2-15, 12-7
S478 407 062 0	2-15, 12-7
S478 407 071 0	2-13, 12-7
S478 407 072 0	2-13, 12-7
S478 407 079 0	2-13, 12-7
S478 407 200 4	2-14, 12-7
S478 407 921 2	2-2, 12-7, 2-3, 12-7, 2-8, 12-7
S478 407 926 2	2-2, 12-7, 2-3, 12-7
S478 407 928 2	2-8, 12-7
S478 407 929 2	2-2, 12-7, 2-3, 12-7, 2-8, 12-7
S478 407 937 2	2-2, 12-7, 2-3, 12-7, 2-8, 12-7
S478 407 947 2	2-13, 12-7
S478 901 052 2	2-2, 12-7, 2-3, 12-7, 2-8, 12-7

Part Number	Page(s)
S478 901 053 2	2-2, 12-7, 2-3, 12-7, 2-8, 12-7
S478 901 054 0	2-4, 12-7, 2-9, 12-7, 2-10, 12-7
S478 901 057 2	2-4, 12-7, 2-9, 12-7, 2-10, 12-7
S478 901 353 2	2-13, 12-7
S480 107 000 0	1-8, 12-7, 1-9, 12-7
S480 107 000 7	1-9, 12-7
S480 110 001 0	1-9, 12-7
S830 503 059 4	5-2, 12-7
S891 490 000 4	2-13, 12-7
S891 490 830 4	3-19, 12-7
S893 184 685 4	2-13, 12-7
S893 891 003 2	4-21, 12-7
S894 601 132 2	1-26, 12-7
S894 601 136 2	1-26, 12-7
S894 604 944 0	1-11, 12-7
S894 606 038 0	1-11, 12-7
S894 606 050 0	1-11, 12-7
S894 606 275 2	1-11, 12-7
S894 606 295 2	1-11, 12-7
S894 607 312 0	1-11, 12-7
S894 607 313 0	1-11, 12-7
S894 607 431 0	3-19, 12-7
S895 821 511 4	7-5, 12-7
S897 080 360 4	1-12, 12-7
S897 730 050 4	5-2, 12-7
S899 201 601 4	5-2, 12-7
S899 201 833 4	1-9, 12-7
S899 201 842 4	1-9, 12-7
S899 700 920 2	8-2, 12-7
S911 153 055 0X	6-2, 12-7
S911 154 518 0	6-2, 12-7
S911 515 008 7	6-2, 12-7
S911 906 800 2	6-2, 12-7, 6-4, 12-7
S912 125 000 0	6-2, 12-7
S912 142 002 0X	6-2, 12-7
S912 512 029 0X	6-3, 12-7
S912 512 033 7	6-3, 12-7

Part Number	Page(s)
S912 512 940 2	6-3, 12-7
S912 518 105 7	6-3, 12-7
S912 518 108 7	6-3, 12-7
S912 518 109 7	6-3, 12-7
S912 518 111 7	6-3, 12-7
S912 518 112 7	6-3, 12-7
S912 518 927 2	6-4, 12-7
S912 542 007 0X	6-2, 12-7
S934 315 043 0	4-3, 12-7
S934 315 044 0	4-3, 12-7
S934 315 045 0	4-4, 12-7
S934 315 046 0	4-4, 12-7
S934 315 047 0	4-4, 12-7
S934 315 048 0	4-4, 12-7
S934 315 049 0	4-4, 12-7
S934 315 050 0	4-4, 12-7
S934 315 051 0	4-4, 12-7
S934 315 054 0	4-4, 12-7
S961 899 211 0	1-29, 12-7
S961 899 218 0	1-29, 12-7
S963 880 011 0	4-13, 12-7
S963 880 012 0	4-13, 12-7
S965 001 009 2	5-4, 12-7
S965 001 058 0	5-2, 12-7
S965 001 103 0	5-2, 12-7, 5-4, 12-7
S965 001 104 0	5-2, 12-7
S965 001 106 0	5-2, 12-7, 5-3, 12-7, 5-4, 12-7
S965 001 116 0	5-2, 12-7, 5-4, 12-7
S965 001 208 0	5-2, 12-7, 5-3, 12-7, 5-4, 12-7
S965 001 209 0	5-2, 12-7, 5-4, 12-7
S965 001 900 2	5-3, 12-7
S970 051 501 7	5-3, 12-7
S970 051 503 0	5-2, 12-7, 5-3, 12-7
S970 051 505 0	5-3, 12-7
S970 051 506 0	5-3, 12-7
S970 051 509 0	5-3, 12-7

Part Number	Page(s)
S970 051 510 0	5-3, 12-7
S970 051 511 0	5-3, 12-7
S970 051 512 0	5-3, 12-7
S971 899 152 0	4-12, 12-7
S973 009 010 0	4-23, 12-7
S973 011 920 2	1-19, 12-7, 1-20, 12-7
S973 011 921 2	1-19, 12-7, 1-20, 12-7
S973 899 023 0	4-15, 12-7
S973 899 028 0	4-15, 12-7
S975 009 004 0	4-23, 12-7
S976 000 103 0	1-29, 12-7
S976 000 105 0	1-29, 12-7
S976 000 107 0	1-29, 12-7
S976 000 110 0	1-29, 12-7
S976 000 112 0	1-29, 12-7
S976 200 100 0	1-29, 12-7
S976 200 101 0	1-29, 12-7
S1225 S 1189	1-33, 12-7
S2206 D 1226	3-18, 12-7
S2237 Z 1222	1-12, 12-7
SRWABC015	3-18, 12-7
SRWABC017	3-18, 12-7
SRWABK085	3-18, 12-7
SRWABK118	3-9, 12-7
SRWABK118NX	3-9, 12-7
SRWABK118X	3-9, 12-7
SRWABK119	3-11, 12-7
SRWABK119NX	3-11, 12-7
SRWABK119X	3-11, 12-7
TP95172	1-9, 12-7

WABCO

The OE Choice



Original Parts
OE Certified Premium Quality

WABCO REMAN SOLUTIONS

Restored to
Original Performance

ECO LOGICAL
NOMICAL



Remanufactured Parts
Delivering OE Quality

ProVia™

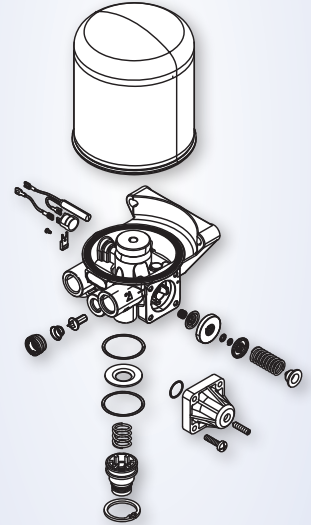
Performance,
Reliability and Value



All-Makes
Aftermarket Parts

WABCO

Enabling
Quality Repairs



Repair Kits
OE Quality Components



a **WORLD** of
DIFFERENCE

Safety • Efficiency • Connectivity

About WABCO

WABCO (NYSE: WBC) is a leading global supplier of technologies and services that improve the safety, efficiency and connectivity of commercial vehicles. Founded nearly 150 years ago as the “Westinghouse Air Brake Company,” WABCO continues to pioneer breakthrough innovations for advanced driver assistance, braking, stability control, suspension, transmission automation and aerodynamics. WABCO reported sales of \$3.3 billion in 2017 and has 15,000 employees in 40 countries. For more information, visit:

For more information, visit www.wabco-na.com

WABCO